

पावर ग्रिड कार्पोरेशन आफ इंडिया लिमिटेड

(भारत सरकार का उद्यम)

POWER GRID CORPORATION OF INDIA LIMITED

(A Government of India Enterprise)



केन्द्रीय कार्यालय: "सौदामिनी" प्लॉट सं. 2, सेक्टर-29, गुडगाँव-122 001, (हरियाणा) दूरभाष: 0124-2571700-719, फ़ैक्स : 0124-2571762, Web.: www.powergridindia.com
"Saudamini" Plot No. 2, Sector-29, Gurgaon-122 001, (Haryana) Tel.: 0124-2571700-719, Fax: 0124-2571762, Web.: www.powergridindia.com

CIN : L40101DL1989GOI03811

C/COS/Listing

Dt: 13.10.2017

The GM (Listing)

National Stock Exchange of India Ltd.,
Exchange Plaza, Plot No. C/1, G Block,
Bandra Kurla Complex, Bandra (East)
Mumbai

Ref: Symbol: POWERGRID; Series: EQ; ISIN: INE752E01010

Dear Sir,

Sub: **Quarterly Compliance.**

Enclosed please find the following reports in compliance with the SEBI (Listing Obligations and Disclosures) Regulations, 2015:

- A) Quarterly Compliance Reports on Corporate Governance for Quarter ended 30.09.2017, [Reg. 27(2) (a)]
- B) Shareholding Pattern for the Quarter ended 30.09.2017, [Reg. 31 (1) (b)]
- C) Reconciliation of Share Capital Audit Report for the Quarter ended 30.09.2017, and
- D) A statement giving the number of investor complaints pending at the beginning of the quarter, those received during the quarter, disposed of during the quarter and those remaining unresolved at the end of the quarter for the quarter ended 30.09.2017. [Reg. 13 (3)]
- E) Certificate under Regulation 40(9) and
- F) Certificate under Regulation 7 (3)

Thanking You,

Yours faithfully,


(Divya Tandon)

General Manager - Company Secretary &
Compliance Officer

Encl: a/a

Format of Holding of Specified securities

Name of Listed Entity : POWER GRID CORPORATION OF INDIA LIMITED

Scrip Code/Name of Scrip/Class of Security : 500002, PGC , EQUITY SHARES

Share Holding Pattern Filed under: Reg. 31(1)(a)/Reg.31(1)(b)/Reg.31(1)(c)

a. if under 31(1)(b) then indicate the report for quarter ending 30/09/2017

b. if under 31(1)(c) then indicate date of allotment/extinguishment

Declaration : The Listed entity is required to submit the following declaration to the extent of submission of information:

Particulars	YES*	NO*
Whether the Listed Entity has issued any partly paid up shares		No ✓
Whether the Listed Entity has issued any Convertible Securities or Warrants?		No ✓
Whether the Listed Entity has any shares against which depository receipts are issued?		No ✓
Whether the Listed Entity has any shares in locked-in?		No ✓
Whether any shares held by promoters are pledge or otherwise encumbered?		No ✓

*if the Listed Entity selects the option 'NO' for the questions above, the columns for the partly paid up shares, Outstanding Convertible Securities/Warrants, depository receipts, locked-in shares, No of shares pledged or otherwise encumbered by promoters, as applicable, shall not be displayed at the time of dissemination on the Stock Exchange website. Also wherever there is 'No' declared by Listed entity in above table the values will be considered as 'Zero' by default on submission of the format of holding of specified securities.

The tabular format for disclosure of holding of specified securities is as follows:



Table 1- Summary Statement holding of specified securities																
Category	Category of Shareholder	No. of Shareholders	No. of fully paid up equity shares held	No. of partly paid-up equity shares held	No. of Shares Underlying Depository Receipts	Total No. of Shares Held (VII) = (IV)+(V)+(VI)	Shareholding as a % of total no. of shares (As a % of (A+B+C2))	Number of Voting Rights held in each class of securities			No. of Shares Underlying/ Outstanding convertible securities (including Warrants)	Shareholding as a % assuming full conversion of convertible Securities (as a percentage of)	Number of Locked In Shares		Number of Shares pledged or otherwise encumbered	Number of equity shares held in dematerialised form
								Class X	Class Y	Total			No.	As a % of total Shares held		
(I)	(II)	(III)	(IV)	(V)	(VI)	(VII)	(VIII)	Class X	Class Y	Total	(IX)	(X)	(XI)	(XII)	(XIII)	
(A)	Promoter & Promoter Group	2	3028895198	0	0	3028895198	57.90	0	0	0	0	57.90	0	0	0	3028895198
(B)	Public	645165	2302754450	0	0	2302754450	42.10	2302754450	0	0	0	42.10	0	0	0	2302754450
(C)	Non Promoters-Non Public	0	0	0	0	0	0.00	0	0	0	0	0.00	0	0	0	0
(C2)	Shares underlying DRs Shares held by Employees Trusts	0	0	0	0	0	0.00	0	0	0	0	0.00	0	0	0	0
	Total:	645167	5331589648	0	0	5331589648	100.00	5331589648	0	0	0	100.00	0	0	0	5331589648




Table I. Statement showing shareholding pattern of the Promoter and Promoter Group

Category	Category & Name of the Shareholder	PAN	No of Shareholders	No of fully paid up equity shares held	No of Partly paid-up equity shares held	No of Shares Unsubscribed Depository Holdings	Total No of Shares held (VVVV+V)	Shareholding as a % of total no of shares (calculated as per VVV+V) As a % of (A+B+C)	No of Voting Rights			Total as a % of (A+B+C)	No of Shares Underlying Outstanding convertible securities (including Warrants)	Shareholding as a % assuming full conversion of convertible Securities (as a percentage of diluted share capital) (VV+VV) As a % of (A+B+C)	Number of Locked in Shares	Number of Shares pledged or otherwise encumbered	Number of equity shares held in dematerialized form
									Class X	Class Y	Total						
(1)	(2)	(3)	(4)	(5)	(6)	(7)	(8)	(9)	(10)	(11)	(12)	(13)	(14)	(15)	(16)	(17)	
(1a)	Indian Individuals/Hindu undivided Family		0	0	0	0	0	0	0	0	0	0	0	0	0	0	0
(1b)	Central Government/State Government(s)		2	3028835198	0	0	3028835198	57.90	0	0	0	0	0	0	0	0	0
(1c)	PRESIDENT OF INDIA		1	2927565398	0	0	2927565398	55.96	0	0	0	0	0	0	0	0	0
(1d)	PRESIDENT OF INDIA		1	101269800	0	0	101269800	1.94	0	0	0	0	0	0	0	0	0
(1e)	Financial Institutions/Banks		0	0	0	0	0	0.00	0	0	0	0	0	0	0	0	0
(1f)	Any Other		0	0	0	0	0	0.00	0	0	0	0	0	0	0	0	0
(2)	Sub-Total (A)(1)		2	5026483198	0	0	5026483198	57.90	0	0	0	0	0	0	0	0	0
(2a)	Foreign		0	0	0	0	0	0.00	0	0	0	0	0	0	0	0	0
(2b)	Indi. Indivs (Non-Resident Individuals)/Foreign Individuals		0	0	0	0	0	0.00	0	0	0	0	0	0	0	0	0
(2c)	Government		0	0	0	0	0	0.00	0	0	0	0	0	0	0	0	0
(2d)	Institutions		0	0	0	0	0	0.00	0	0	0	0	0	0	0	0	0
(2e)	Foreign Persons Investor		0	0	0	0	0	0.00	0	0	0	0	0	0	0	0	0
(2f)	Any Other		0	0	0	0	0	0.00	0	0	0	0	0	0	0	0	0
(3)	Sub-Total (A)(2)		0	0	0	0	0	0.00	0	0	0	0	0	0	0	0	0
(4)	Total Shareholding of Promoter and Promoter Group (A)+(B)+(A)(2)		2	5026483198	0	0	5026483198	57.90	0	0	0	0	0	0	0	0	0
(5)																	
(6)																	
(7)																	
(8)																	
(9)																	
(10)																	
(11)																	
(12)																	
(13)																	
(14)																	
(15)																	
(16)																	
(17)																	
(18)																	
(19)																	
(20)																	
(21)																	
(22)																	
(23)																	
(24)																	
(25)																	
(26)																	
(27)																	
(28)																	
(29)																	
(30)																	
(31)																	
(32)																	
(33)																	
(34)																	
(35)																	
(36)																	
(37)																	
(38)																	
(39)																	
(40)																	
(41)																	
(42)																	
(43)																	
(44)																	
(45)																	
(46)																	
(47)																	
(48)																	
(49)																	
(50)																	
(51)																	
(52)																	
(53)																	
(54)																	
(55)																	
(56)																	
(57)																	
(58)																	
(59)																	
(60)																	
(61)																	
(62)																	
(63)																	
(64)																	
(65)																	
(66)																	
(67)																	
(68)																	
(69)																	
(70)																	
(71)																	
(72)																	
(73)																	
(74)																	
(75)																	
(76)																	
(77)																	
(78)																	
(79)																	
(80)																	
(81)																	
(82)																	
(83)																	
(84)																	
(85)																	
(86)																	
(87)																	
(88)																	
(89)																	
(90)																	
(91)																	
(92)																	
(93)																	
(94)																	
(95)																	
(96)																	
(97)																	
(98)																	
(99)																	
(100)																	



Table III - Statement showing shareholding pattern of the Public shareholder

Category	Category & Name of the Shareholder	PAN	No of Shareholders		No of fully paid up equity shares held	No of Partly paid up equity shares held	No of Shares Underlying Depository Receipts	Total No of Shares Held (1+4+5+7)	Shareholding as a % of total no of shares (A+B+C2)	Number of Voting Rights		Total as a % of (A+B+C)	No of Shares Underlying Outstanding convertible securities (including Warrants)	Shareholding as a % assuming full conversion of convertible Securities (as a percentage of diluted share capital)	Number of Locked in Shares	As a % of total Shares held	Number of Shares pledged or otherwise encumbered	As a % of total Shares held	Number of equity shares held in dematerialized form
			(A)	(B)						Class X	Class Y								
(1)	Institutions	(U)	0	0	0	0	0	0	0	0	0	0	0	0	0	0	0	0	0
(1a)	Mutual Funds		250	0	328826811	0	328826811	6.29	328826811	0	6.29	0	0	0	0	0	0	0	328826811
(1a)	ICICI PRUDENTIAL MUTU FUND	AAAAADDS5F	29	0	76480017	0	76480017	1.46	76480017	0	1.46	0	0	0	0	0	0	0	76480017
(1a)	HDFC TRUSTEE COMPANY LIMITED-HDFC EQUITY FUND	AAATL1829A	33	0	123057633	0	123057633	2.31	123057633	0	2.31	0	0	0	0	0	0	0	123057633
(1a)	Venture Capital Funds		0	0	0	0	0	0	0	0	0	0	0	0	0	0	0	0	0
(1a)	Alternate Investment Funds		0	0	0	0	0	0	0	0	0	0	0	0	0	0	0	0	0
(1a)	Foreign Venture Capital Investors		0	0	0	0	0	0	0	0	0	0	0	0	0	0	0	0	0
(1a)	Foreign Portfolio Investors		583	0	1345503111	0	1345503111	25.72	1345503111	0	25.72	0	0	0	0	0	0	0	1345503111
(1a)	EUROPACIFIC GROWTH FUND	AAAAC957R	1	0	152702666	0	152702666	2.92	152702666	0	2.92	0	0	0	0	0	0	0	152702666
(1a)	CAPITAL WORLD GROWTH AND INCOME FUND	AAAT2755E	1	0	64038000	0	64038000	1.22	64038000	0	1.22	0	0	0	0	0	0	0	64038000
(1a)	COMGEST GROWTH PFC - COMGEST GROWTH EMERGI	AAACCC579H7	1	0	68555662	0	68555662	1.31	68555662	0	1.31	0	0	0	0	0	0	0	68555662
(1a)	Financial Institutions/Banks		95	0	38197763	0	38197763	0.73	38197763	0	0.73	0	0	0	0	0	0	0	38197763
(1a)	Insurance Companies		6	0	138419394	0	138419394	2.65	138419394	0	2.65	0	0	0	0	0	0	0	138419394
(1a)	U.C. OF INDIA FORTUNE PLUS SECURED FUND	AAAC1J62H	1	0	121201400	0	121201400	2.32	121201400	0	2.32	0	0	0	0	0	0	0	121201400
(1a)	Investment Company/Pension Funds		3	0	0	0	0	0	0	0	0	0	0	0	0	0	0	0	0
(1a)	FOREIGN CORPORATE BODIES		5	0	4177404	0	4177404	0.08	4177404	0	0.08	0	0	0	0	0	0	0	4177404
(1a)	FOREIGN NATIONALS		2	0	4173304	0	4173304	0.08	4173304	0	0.08	0	0	0	0	0	0	0	4173304
(1a)	Sub-total (B+C)		889	0	285230028	0	285230028	55.47	285230028	0	55.47	0	0	0	0	0	0	0	285230028
(2)	Central Government/State Government(s)/President of		0	0	0	0	0	0	0	0	0	0	0	0	0	0	0	0	0
(3)	Non-Institutions		0	0	0	0	0	0	0	0	0	0	0	0	0	0	0	0	0
(3a)	Individual shareholders holding nominal share capital u		6357	0	150138666	0	150138666	2.87	150138666	0	2.87	0	0	0	0	0	0	0	150138666
(3a)	Individual shareholders holding nominal share capital n		15	0	10659713	0	10659713	0.2	10659713	0	0.2	0	0	0	0	0	0	0	10659713
(3a)	NRC-C Registered with RBI		13	0	484531	0	484531	0.01	484531	0	0.01	0	0	0	0	0	0	0	484531
(3a)	Employee Trusts		0	0	0	0	0	0	0	0	0	0	0	0	0	0	0	0	0
(3a)	Overseas Depositories (holding DRs)(Balancing figure)		0	0	0	0	0	0	0	0	0	0	0	0	0	0	0	0	0
(3a)	Any Other		3331	0	16821517	0	16821517	3.56	16821517	0	3.56	0	0	0	0	0	0	0	16821517
(3a)	ALTERNATIVE INVESTMENT FUNI-		6	0	2239782	0	2239782	0.04	2239782	0	0.04	0	0	0	0	0	0	0	2239782
(3a)	BODIES CORPORATES		2211	0	152439836	0	152439836	2.91	152439836	0	2.91	0	0	0	0	0	0	0	152439836
(3a)	NON RESIDENT INDIANS		3472	0	2570104	0	2570104	0.05	2570104	0	0.05	0	0	0	0	0	0	0	2570104
(3a)	TRUSTS		77	0	22818455	0	22818455	0.44	22818455	0	0.44	0	0	0	0	0	0	0	22818455
(3a)	NON RESIDENT INDIAN NON DEBTABLE		2356	0	1467461	0	1467461	0.03	1467461	0	0.03	0	0	0	0	0	0	0	1467461
(3a)	CLEARING MEMBERS		199	0	4655879	0	4655879	0.09	4655879	0	0.09	0	0	0	0	0	0	0	4655879
(3a)	FCGI PROPORTIONAL LIFE INSURANCE COMPANY LTD	AAAC1751P	2	0	69085554	0	69085554	1.32	69085554	0	1.32	0	0	0	0	0	0	0	69085554
(3a)	Sub-total (B+C)		644268	0	347354427	0	347354427	6.64	347354427	0	6.64	0	0	0	0	0	0	0	347354427
(3a)	Total Public Shareholding (B) = (B1)+(B2)+(B3)		645165	0	220275460	0	220275460	42.11	220275460	0	42.11	0	0	0	0	0	0	0	220275460





Table IV - Statement showing shareholding pattern of the Non Promoter - Non Public Shareholder

Category	Category & Name of the Shareholder	PAN	No of Shareholders (a) as a % of total	No of fully paid up equity shares held	No of Partly paid up equity shares held	No of Shares Underlying Depository Receipts	Total No of Shares Held (IV+V+VI)	Shareholding as a % of total no. of shares (VII+X)	Number of Voting Rights Held in each class of securities			No of Shares Underlying Outstanding convertible securities (including Warrants)	Shareholding as a % assuming full conversion of convertible Securities (as a percentage of issued share capital)	Number of Locked In Shares		Number of Shares pledged or other wise encumbered	Number of equity shares held in dematerialized form
									Class X	Class Y	Total			No.	As a % of total Shares held		
(1)	Company/DIR Holder	(b)	(a)	(iv)	(v)	(vi)	(vii)	(viii)			(ix)						
(2)	Employee Benefit Trust under SEBI Share based Employ																
	Total Non-Promoter-Non Public Shareholding (X) = (C) + (H) + (I) + (J)																



Details of the shareholders acting as persons in Concert including their Shareholding:			
Name of Shareholder	Name of PAC	No of shares	Holding%
Total:		0	0



Details of Shares which remain unclaimed may be given here along with details such as number of shareholders,
No of Shareholders

No of shares

