

10th November, 2021

To
The General Manager (Listing),
National Stock Exchange of India Limited,
Exchange Plaza, C 1/G Block,
Bandra-Kurla Complex,
Bandra (East), Mumbai.

To
The General Manager, (Listing)
BSE Limited,
Phiroze Jeejeebhoy Towers,
Dalal Street, Mumbai.

**Reference: NSE-SCRIP ID: POWERGRID; BSE Scrip Code: 532898 EQ –
ISIN INE752 E01010**

Sub: Newspaper Publication of Unaudited Financial Results.

Dear Sir,

In pursuance of Regulation 47 of the SEBI (Listing Regulations and Disclosure Requirements) Regulations, 2015, please find attached the copies of Newspaper in which Unaudited Financial Results of POWERGRID are published.

Thanking You,

Yours faithfully,



(Mrinal Shrivastava)
Company Secretary &
Compliance Officer
मुनीमल श्रिवस्तव / MRINAL SHRIVASTAVA
Company Secretary
पावर ग्रिड कॉर्पोरेशन ऑफ इंडिया लिमिटेड
Power Grid Corporation of India Ltd.
(भारत सरकार का उद्यम) / (A Govt. of India Enterprise)
बी-9, कुतुब इंस्टीट्यूशनल एरिया, कटवारिया सराय, नई दिल्ली-110016
B-9, Qutab Institutional Area, Katwaria Sarai, New Delhi - 110016

amended read with SEBI Circular No. SEBI/DP/2015/13, considered prospectively w.e.f. 1st April 2015, in 22/2015-22, is applicable from 01/04/2015.
 4 The impact on depreciation due to review and revision in the estimated useful life of certain assets of BHEL, considered prospectively w.e.f. 1st April 2015, in 22/2015-22, is applicable from 01/04/2015.
 5 BHEL transferred its full 51% stake in subsidiary BHEL - Electrical Machines Ltd. to Govt. of Kerala on 11.08.21.
 (Shareholders may refer to the websites of National Stock Exchange of India (www.nseindia.com), BSE (www.bseindia.com) and Investor relations page on our website (www.bhel.com) in this regard.)


For and on behalf of Bharat Heavy Electricals Limited
 Sd/-
 (Dr. Nalin Shinghal)
 Chairman & Managing Director

Bharat Heavy Electricals Limited

CIN : L17899GJ1964GOI004281

Place : New Delhi
 Dated : 08.11.2021
 Registered Office: BHEL House, 5th Floor, New Delhi-110006, Phone No. 011-48337000, E-mail: shareholderquery@bhel.in
www.bhel.com | [/BHEL_Official](https://www.facebook.com/BHEL_Official) | [/BHEL_India](https://www.youtube.com/channel/UCqM101DL1989GOI038121) | [/BHEL_India](https://www.linkedin.com/company/bhel) | [/bhel_india](https://www.instagram.com/bhel_india) | [/company/bhel](https://www.tiktok.com/@bhel_india)

Powering Progress... Brightening Lives Touching Every Indian Home



Phytag Sub-station, Leh (Ladakh)

Extract of the Financial Results for the Quarter and Half year ended 30 September, 2021

(₹ in Crore)

S.No.	Particulars	Standalone				Consolidated					
		30.09.2021 (Un-audited)	30.09.2020 (Un-audited)	30.09.2021 (Un-audited)	30.09.2020 (Un-audited)	31.03.2021 (Audited)	30.09.2021 (Un-audited)	30.09.2020 (Un-audited)	30.09.2021 (Un-audited)	30.09.2020 (Un-audited)	31.03.2021 (Audited)
1	Total Income from Operations	10,472.00	9,890.14	20,757.38	19,510.27	40,527.11	10,514.74	9,831.00	20,906.35	19,647.72	40,823.53
2	Net Profit before Exceptional Items and Tax (including Regulatory Deferral Account Balances (net of tax))	3,887.29	3,803.40	8,162.15	7,630.42	16,103.56	3,968.30	3,892.89	8,346.31	7,874.27	16,579.35
3	Net Profit before Tax (after exceptional items) (including Regulatory Deferral Account Balances (net of tax))	3,887.29	3,799.76	11,331.73	6,551.78	15,024.92	3,968.30	3,889.25	11,380.28	6,795.63	15,500.71
4	Net Profit after Tax for the period	3,338.27	3,117.41	9,423.68	5,096.32	11,835.78	3,376.38	3,094.10	9,374.66	5,142.52	12,036.46
5	Total Comprehensive Income comprising net Profit after Tax and Other Comprehensive Income	3,444.76	3,112.29	9,735.90	5,098.79	11,961.14	3,482.87	3,088.98	9,686.89	5,145.00	12,061.95
6	Paid up Equity Share Capital (Face value of share : ₹10/- each)	6,975.45	5,231.59	6,975.45	5,231.59	5,231.59	6,975.45	5,231.59	6,975.45	5,231.59	5,231.59
7	Reserves (excluding Revaluation Reserve) as shown in the Balance sheet	70,246.65	62,193.33	70,246.65	62,193.33	64,347.25	70,599.35	62,495.20	70,599.35	62,495.20	64,704.48
8	Securities Premium Account	7,834.43	9,578.29	7,834.43	9,578.29	9,578.29	7,834.43	9,578.29	7,834.43	9,578.29	9,578.29
9	Net worth	77,222.10	67,424.92	77,222.10	67,424.92	69,578.84	77,574.80	67,726.79	77,574.80	67,726.79	69,936.07
10	Paid up Debt Capital	135,012.05	143,749.66	135,012.04	143,749.66	141,251.48	135,012.05	143,749.66	135,012.05	143,749.66	141,410.33
11	Debt Equity Ratio	64:36	68:32	64:36	68:32	67:33	64:36	68:32	64:36	68:32	67:33
12	Earnings per equity share including movement in Regulatory Deferral Account Balances (Face value of ₹10/- each): Basic and Diluted (in ₹)	4.79	4.47	13.51	7.31	17.11	4.84	4.43	13.44	7.37	17.26
13	Earnings per equity share excluding movement in Regulatory Deferral Account Balances (Face value of ₹10/- each): Basic and Diluted (in ₹)	5.27	4.48	13.25	6.75	16.54	5.33	4.45	13.19	6.82	16.74
14	Bonds Redemption Reserve	6,525.26	8,019.14	6,525.26	8,019.14	7,387.97	6,525.26	8,019.14	6,525.26	8,019.14	7,387.97
15	Debt Service Coverage Ratio	1.23	1.77	1.72	1.64	1.80	1.25	1.79	1.71	1.63	1.81
16	Interest Service Coverage Ratio	4.61	4.21	5.23	3.82	4.16	4.68	4.23	5.27	3.91	4.26

Notes :
 1 The above is an extract of the detailed format of Quarterly and Half Yearly Consolidated and Standalone Financial Results filed with the Stock Exchanges under Regulations 33 and 52 of the SEBI (Listing Obligations and Disclosure Requirements) Regulations, 2015. The full format of the Quarterly and Half Yearly Consolidated and Standalone Financial Results is available on the Investor Relations section of our website <https://www.powergrid.in> and under Corporates Section of BSE Limited & National Stock Exchange of India Limited at <https://www.bseindia.com> and <https://www.nseindia.com> respectively.
 2 Previous periods figures have been regrouped/rearranged wherever considered necessary.


Place : Gurugram
 Date : 09 November, 2021

For and on behalf of POWER GRID CORPORATION OF INDIA LTD.

Sd/-
 (M. Taj Mukarram)
 Director (Finance)



POWER GRID CORPORATION OF INDIA LIMITED
 (A Government of India Enterprise)
Registered Office: B-9, Qutab Institutional Area, Katwaria Sarai, New Delhi-110 016.
Corporate Office: "Saudamini", Plot No. 2, Sector-29, Gurugram-122001 (Haryana)
CIN : L40101DL1989GOI038121



A Maharatna PSU

www.powergrid.in

हनुम बनाने पर तुले आतंकी

ने कहा-बेगुनाहों का

अड़ा गाब के इन्कार रही हंगामेदार



लाह देते हुए अपने प्रस्ताव पर बैठक में हंगामा हुआ... इसके बाद चढ़ती गयी। इसके बाद चढ़ती गयी। इसके बाद चढ़ती गयी।

एनसीआर जागरण

प्रदर्शन को समर्थन जारी रखने पर खाप करेंगी चर्चा
अपनाई जा रही है। सोनीपत इलाके में मुख्यमंत्री दो बार आ चुके हैं। एक बार तो ओलंपिक पदक विजेता के सम्मान के लिए आए, उस पर तो किसी को आपत्ति नहीं थी, लेकिन दूसरी बार उनका आना यह साफ करता है कि इस इलाके के लोग अपने स्वार्थ के लिए तो किसी भी फैसले को नकार सकते हैं।

सीनियर आइएएस अफसरों को मिलेंगे सुरक्षा गार्ड

राज्य ब्यूरो, चंडीगढ़: कृषि कानूनों में सुधारों के खिलाफ धरने-प्रदर्शन वर्धन ने गृह सचिव राजीव अरोड़ा को तमाम जिला इंचार्ज प्रशासनिक सचिवों और विभागाध्यक्षों को निजी सुरक्षा गार्ड (पीएसओ) मुहैया कराने के निर्देश दिए हैं। प्रदेश सरकार ने सभी 22 जिलों में सीनियर स्तर के एक-एक आइएएस

अफसर को बुनियादी ढांचे, ई-गवर्नेंस परियोजनाओं, वित्त पोषित योजनाओं, कोरोना से बचाव के इंतजाम और कानून व्यवस्था की निगरानी का जिम्मा दिया हुआ है। यह अधिकारी संबंधित जिलों के साथ-साथ विभिन्न स्थानों पर परियोजना स्थलों का दौरा भी करते हैं जहां इन्हें कठिनाइयों का सामना करना पड़ता है।




पावरग्रिड विद्युत पारेषण से जीवन संवर्द्धन

30 सितंबर 2021 को समाप्त तिमाही और छमाही के वित्तीय परिणामों का उद्धरण

क्र.सं.	विवरण	एकल		समाप्त छमाही		समाप्त तिमाही		समेकित				
		30.09.2021 (अलेखापरोक्षित)	30.09.2020 (अलेखापरोक्षित)	30.09.2021 (अलेखापरोक्षित)	30.09.2020 (अलेखापरोक्षित)	30.09.2021 (अलेखापरोक्षित)	30.09.2020 (अलेखापरोक्षित)	30.09.2021 (अलेखापरोक्षित)	30.09.2020 (अलेखापरोक्षित)			
1	प्रभालन से कुल आय	3,887.29	3,803.40	8,162.15	7,630.42	16,103.56	15,102.92	3,968.30	3,889.25	11,360.28	6,795.63	15,500.71
2	अपवादिक मदों और कर पूर्व निवल लाभ (विनियामक स्थगन खाते में शेष में समावेश सहित (निवल कर))	3,887.29	3,799.76	11,331.73	6,551.78	15,024.92	3,968.30	3,376.38	3,094.10	9,374.66	5,142.52	12,036.46
3	कर पूर्व निवल लाभ (अपवादिक मदों के बाद) (विनियामक स्थगन खाते में शेष में समावेश सहित (निवल कर))	3,338.27	3,117.41	9,423.68	5,096.32	11,935.78	3,482.87	6,975.45	5,231.59	6,975.45	62,495.20	64,704.48
4	अपशिष्ट ईंधन पर परेशात निवल लाभ	3,444.76	3,112.29					6,975.45	5,231.59	70,599.35	62,495.20	70,599.35
5	कर के बाद निवल लाभ और अन्य व्यापक आय को मिलाकर कुल व्यापक आय	6,975.45	5,231.59	6,975.45	5,231.59	5,231.59	5,231.59	70,599.35	62,495.20	70,599.35	62,495.20	70,599.35
6	प्रति इन्वेंट्री शेयर पूंजी (शेयर का अंकित मूल्य ₹10/- प्रत्येक)	70,246.65	62,193.33	70,246.65	62,193.33	62,193.33	62,193.33	7,834.43	9,578.29	7,834.43	9,578.29	7,834.43
7	अप्रति इन्वेंट्री शेयर पूंजी (शेयर का अंकित मूल्य ₹10/- प्रत्येक) तुलनामत्र में	7,834.43	9,578.29	7,834.43	9,578.29	9,578.29	9,578.29	77,574.80	67,726.79	77,574.80	67,726.79	77,574.80
8	प्रतिभूति प्रीमियम खाता	77,222.10	67,424.92	77,222.10	67,424.92	143,749.66	143,749.66	135,012.05	143,749.66	135,012.05	143,749.66	143,749.66
9	निवल मूल्य	135,012.05	143,749.66	135,012.04	143,749.66	68.32	67.33	64.36	68.32	64.36	68.32	67.33
10	प्रदत्त ऋण पूंजी	64.36	68.32	64.36	68.32	7.31	17.11	4.84	4.84	13.44	6.82	17.26
11	ऋण इन्वेंट्री अनुपात	4.79	4.47	13.51	7.31	17.11		4.84	4.45	13.19	6.82	16.74
12	प्रति इन्वेंट्री शेयर अर्जन विनियामक की स्थगन खाता शेष में समावेश सहित (प्रति शेयर मूल्य ₹10/-) मूल और तनुकूल (₹)	5.27	4.48	13.25	6.75	16.54		6,525.26	8,019.14	6,525.26	8,019.14	7,387.97
13	प्रति इन्वेंट्री शेयर अर्जन विनियामक की स्थगन खाता शेष में समावेश सहित (प्रति शेयर मूल्य ₹10/-) मूल और तनुकूल (₹)	6,525.26	8,019.14	6,525.26	8,019.14	7,387.97	7,387.97	1.25	1.79	1.71	1.63	1.81
14	इन्वेंट्री शेयर अर्जन	1.23	1.77	1.72	1.64	1.80	1.80	4.68	4.23	5.27	3.91	4.26
15	ऋण सेवा ध्याति अनुपात	4.61	4.21	5.23	3.82	4.16						
16	व्याज सेवा ध्याति अनुपात											

विनियम, 2015 के विनियम 33 और 52 के तहत स्टॉक एक्सचेंज में जमा किए गए तिमाही और छमाही समेकित एवं एकल वित्तीय परिणामों के विस्तृत प्रारूप का उद्धरण है। तिमाही वित्तीय विवरण संघी (सूचीबद्धता/लिस्टिंग) बाध्यताएं और प्रकटीकरण अपेक्षाएं (विनियम, 2015 के विनियम 33 और 52 के तहत स्टॉक एक्सचेंज में जमा किए गए तिमाही और छमाही समेकित एवं एकल वित्तीय परिणामों का पूर्ण प्रारूप हमारी वेबसाइट <https://www.powergrid.in> के निवेशक संबंध खण्ड में तथा बीएसई लिमिटेड एवं नेशनल स्टॉक एक्सचेंज ऑफ इंडिया लिमिटेड की वेबसाइट <https://bseindia.com> के कॉर्पोरेट खण्ड में उपलब्ध है। <https://nseindia.com> के कॉर्पोरेट खण्ड में उपलब्ध है।



पावर ग्रिड कॉर्पोरेशन ऑफ इंडिया लिमिटेड
(भारत सरकार का उद्यम)
पंजीकृत कार्यालय: बी-9, कृत्व ब्रिस्टोल्स एरिया, कल्याणिया सराय, नई दिल्ली-110016
केंद्रीय कार्यालय: 'सोदामिनी', प्लॉट सं-2, सेक्टर-29, गुरुग्राम, हरियाणा-122001
सीआईएन: L40101DL1989GOI038121

नई उड़ान, बरेली को दिला रही नई पहचान



हमें फालो करें

...ndors, trades...
...business own...
...B report said...
...employed indi...
...their own lives in...
...n 2020 as...
...n 2019. Tamil...
...has the maxi...
...n the self-emp...
...y, registered a...
...om 1,061 in 2019

...were in...
...Many of them had to queue...
...up for ration," she said. Dr Patel...
...said vendors and small...
...traders not only suffered econo...
...mic losses, "they lost their...
...identity and self-esteem".

...sector in the state that was im...
...pacted the most. The state had...
...4,006 suicides among farm...
...ers, cultivators and agricultu...
...ral labourers in 2020 against...
...3,927 cases in 2019.

...in 1950, the...
...movement started much be...
...fore our Independence when...
...several legal stalwarts pro...
...vided pro-bono services to...
...freedom fighters."

...fore questions about how the...
...asset will be divided.

...Sources close to the family...
...told TOI it has been decided...
...that G&B which owns the real

...ness separation an expensive...
...proposition for Jamshyd Go...
...drej's side. Turnover wise,...
...the unlisted G&B (Rs 11,400...
...crore in 2019-20) is half the

...holders. As part of this...
...disc, we have also sought ad...
...vice from external partners...
...These discussions between...
...the family remain ongoing."



Extract of the Financial Results for the Quarter and Half year ended 30 September, 2021 (₹ in Crore)

S.No	Particulars	Standalone					Consolidated				
		Quarter ended		Half Year ended		Year ended	Quarter ended		Half Year ended		Year ended
		30.09.2021 (Un-audited)	30.09.2020 (Un-audited)	30.09.2021 (Un-audited)	30.09.2020 (Un-audited)	31.03.2021 (Audited)	30.09.2021 (Un-audited)	30.09.2020 (Un-audited)	30.09.2021 (Un-audited)	30.09.2020 (Un-audited)	31.03.2021 (Audited)
1	Total Income from Operations	10,472.00	9,890.14	20,757.38	19,510.27	40,527.11	10,514.74	9,831.00	20,906.35	19,647.72	40,823.53
2	Net Profit before Exceptional Items and Tax (including Regulatory Deferral Account Balances (net of tax))	3,887.29	3,803.40	8,162.15	7,630.42	16,103.56	3,968.30	3,892.89	8,346.31	7,874.27	16,579.35
3	Net Profit before Tax (after exceptional items) (including Regulatory Deferral Account Balances (net of tax))	3,887.29	3,799.76	11,331.73	6,551.78	15,024.92	3,968.30	3,889.25	11,360.28	6,795.63	15,500.71
4	Net Profit after Tax for the period	3,338.27	3,117.41	9,423.68	5,096.32	11,935.78	3,376.38	3,094.10	9,374.66	5,142.52	12,036.46
5	Total Comprehensive Income comprising net Profit after Tax and Other Comprehensive Income	3,444.76	3,112.29	9,735.90	5,098.79	11,961.14	3,482.87	3,088.98	9,686.89	5,145.00	12,061.95
6	Paid up Equity Share Capital (Face value of share : ₹10/- each)	6,975.45	5,231.59	6,975.45	5,231.59	5,231.59	6,975.45	5,231.59	6,975.45	5,231.59	5,231.59
7	Reserves (excluding Revaluation Reserve) as shown in the Balance sheet	70,246.65	62,193.33	70,246.65	62,193.33	64,347.25	70,599.35	62,495.20	70,599.35	62,495.20	64,704.48
8	Securities Premium Account	7,834.43	9,578.29	7,834.43	9,578.29	9,578.29	7,834.43	9,578.29	7,834.43	9,578.29	9,578.29
9	Net worth	77,222.10	67,424.92	77,222.10	67,424.92	69,578.84	77,574.80	67,726.79	77,574.80	67,726.79	69,936.07
10	Paid up Debt Capital	135,012.05	143,749.66	135,012.04	143,749.66	141,251.48	135,012.05	143,749.66	135,012.05	143,749.66	141,410.33
11	Debt Equity Ratio	64:36	68:32	64:36	68:32	67:33	64:36	68:32	64:36	68:32	67:33
12	Earnings per equity share including movement in Regulatory Deferral Account Balances (Face value of ₹10/- each): Basic and Diluted (in ₹)	4.79	4.47	13.51	7.31	17.11	4.84	4.43	13.44	7.37	17.26
13	Earnings per equity share excluding movement in Regulatory Deferral Account Balances (Face value of ₹10/- each): Basic and Diluted (in ₹)	5.27	4.48	13.25	6.75	16.54	5.33	4.45	13.19	6.82	16.74
14	Bonds Redemption Reserve	6,525.26	8,019.14	6,525.26	8,019.14	7,387.97	6,525.26	8,019.14	6,525.26	8,019.14	7,387.97
15	Debt Service Coverage Ratio	1.23	1.77	1.72	1.64	1.80	1.25	1.79	1.71	1.63	1.81
16	Interest Service Coverage Ratio	4.61	4.21	5.23	3.82	4.16	4.68	4.23	5.27	3.91	4.26

Notes:
1 The above is an extract of the detailed format of Quarterly and Half Yearly Consolidated and Standalone Financial Results filed with the Stock Exchanges under Regulations 33 and 52 of the SEBI (Listing Obligations and Disclosure Requirements) Regulations, 2015. The full format of the Quarterly and Half Yearly Consolidated and Standalone Financial Results is available on the Investor Relations section of our website <https://www.powergrid.in> and under Corporates Section of BSE Limited & National Stock Exchange of India Limited at <https://www.bseindia.com> and <https://www.nseindia.com> respectively.
2 Previous periods figures have been regrouped/rearranged wherever considered necessary.

Place : Gurugram
Date : 09 November, 2021

For and on behalf of POWER GRID CORPORATION OF INDIA LTD.
Sd/-
(M. Taj Mukarrum)
Director (Finance)



POWER GRID CORPORATION OF INDIA LIMITED
(A Government of India Enterprise)
Registered Office: B-9, Qutab Institutional Area, Katwaria Sarai, New Delhi-110 016.
Corporate Office: "Saudamini", Plot No. 2, Sector-29, Gurugram-122001 (Haryana)
CIN : L40101DL1989GOI038121



A Maharatna PSU

www.powergrid.in

Regulators Want Govt to Define Various Crypto Assets

PMO), source cited above, added. Several cryptocurrency exchanges have reached out to the government directly or through their associations to seek clarity and lobby against the Bill, said people aware of the development. The government, said another person aware of the details of sub-regulating the crypto as per its use or based on technology they use. While the initial thinking on the lines to categorise the cryptocurrency into



various parts and specify what's legal and what's not. Now, the Bill will

only speak about a broad framework, without going into specifics," a person aware of the development, said. While the work on fine-tuning the proposed Bill is currently on, industry insiders said the draft could require more clarity on defining different types of virtual currencies. According to another person with direct knowledge of the matter, the original plan was to table the Bill in

the winter session, but that will not be possible now.

The government has reached out to some experts and regulators in this regard, said people aware of the development.

"There are a lot of regulatory issues around cryptocurrencies that a law should address starting from definition of the asset class, and who will regulate it, as this will have in-

come tax and GST implications. The regulations must also protect the investors and specify how fraudulent transactions or operators can be nabbed and punished," said Rashmi Deshpande, partner at law firm, Khaitan & Co.

The exchanges want the government to at least differentiate between various crypto assets and technologies such as NFT, decen-

tralised finance (DeFi) and Meme coins. As per the existing Cryptocurrency Bill draft, the government is looking to just put the basic framework in place without articulating the asset class or who will regulate the cryptocurrency.

In the last few months, Indian investment in Cryptocurrencies hit the \$10 billion mark, ET first reported on November 1.

PLOT AVAILABLE AT GURGAON (UPSIDC)
17 Acres Industrial Plot NH-91 GT Road, Ind. Area, Gautam Nagar (NCR). Plot Suitable for Electronics, Large structure projects like Solar, Textile Park & etc. For upcoming International Airport.

057118

REGISTRATION OF FLS LTD., SHIKULA

OF HARYANA

intends to engage and Assist on

OR Degree in Engineering from

at least 5 years

at least 5 years

at least 5 years

at least 3 years

Certificate and

Administrative

the form of rent

Driver, Home

Rs. 20.00

will be decided

bio-data (with

copies of

experience by

APPLICATION

ing Director,

reach the

Sement

SHIKULA



Extract of the Financial Results for the Quarter and Half year ended 30 September, 2021

(₹ in Crore)

S.No.	Particulars	Standalone					Consolidated				
		Quarter ended		Half Year ended		Year ended	Quarter ended		Half Year ended		Year ended
		30.09.2021 (Un-audited)	30.09.2020 (Un-audited)	30.09.2021 (Un-audited)	30.09.2020 (Un-audited)	31.03.2021 (Audited)	30.09.2021 (Un-audited)	30.09.2020 (Un-audited)	30.09.2021 (Un-audited)	30.09.2020 (Un-audited)	31.03.2021 (Audited)
1	Total Income from Operations	10,472.00	9,890.14	20,757.38	19,510.27	40,527.11	10,514.74	9,831.00	20,906.35	19,647.72	40,823.53
2	Net Profit before Exceptional Items and Tax (including Regulatory Deferral Account Balances (net of tax))	3,887.29	3,803.40	8,162.15	7,630.42	16,103.56	3,968.30	3,892.89	8,346.31	7,874.27	16,579.35
3	Net Profit before Tax (after exceptional Items) (including Regulatory Deferral Account Balances (net of tax))	3,887.29	3,799.76	11,331.73	6,551.78	15,024.92	3,968.30	3,889.25	11,360.28	6,795.63	15,500.71
4	Net Profit after Tax for the period	3,338.27	3,117.41	9,423.68	5,096.32	11,935.78	3,376.38	3,094.10	9,374.66	5,142.52	12,036.46
5	Total Comprehensive Income comprising net Profit after Tax and Other Comprehensive Income	3,444.76	3,112.29	9,735.90	5,098.79	11,961.14	3,482.87	3,088.98	9,686.89	5,145.00	12,061.95
6	Paid up Equity Share Capital (Face value of share : ₹10/- each)	6,975.45	5,231.59	6,975.45	5,231.59	5,231.59	6,975.45	5,231.59	6,975.45	5,231.59	5,231.59
7	Reserves (excluding Revaluation Reserve) as shown in the Balance sheet	70,246.65	62,193.33	70,246.65	62,193.33	64,347.25	70,599.35	62,495.20	70,599.35	62,495.20	64,704.48
8	Securities Premium Account	7,834.43	9,578.29	7,834.43	9,578.29	9,578.29	7,834.43	9,578.29	7,834.43	9,578.29	9,578.29
9	Net worth	77,222.10	67,424.92	77,222.10	67,424.92	69,578.84	77,574.80	67,726.79	77,574.80	67,726.79	69,936.07
10	Paid up Debt Capital	135,012.05	143,749.66	135,012.04	143,749.66	141,251.48	135,012.05	143,749.66	135,012.05	143,749.66	141,410.33
11	Debt Equity Ratio	64:36	68:32	64:36	68:32	67:33	64:36	68:32	64:36	68:32	67:33
12	Earnings per equity share including movement in Regulatory Deferral Account Balances (Face value of ₹10/- each): Basic and Diluted (in ₹)	4.79	4.47	13.51	7.31	17.11	4.84	4.43	13.44	7.37	17.26
13	Earnings per equity share excluding movement in Regulatory Deferral Account Balances (Face value of ₹10/- each): Basic and Diluted (in ₹)	5.27	4.48	13.25	6.75	16.54	5.33	4.45	13.19	6.82	16.74
14	Bonds Redemption Reserve	6,525.26	8,019.14	6,525.26	8,019.14	7,387.97	6,525.26	8,019.14	6,525.26	8,019.14	7,387.97
15	Debt Service Coverage Ratio	1.23	1.77	1.72	1.64	1.80	1.25	1.79	1.71	1.63	1.81
16	Interest Service Coverage Ratio	4.61	4.21	5.23	3.82	4.16	4.68	4.23	5.27	3.91	4.26

Notes:
1 The above is an extract of the detailed format of Quarterly and Half Yearly Consolidated and Standalone Financial Results filed with the Stock Exchanges under Regulations 33 and 52 of the SEBI (Listing Obligations and Disclosure Requirements) Regulations, 2015. The full format of the Quarterly and Half Yearly Consolidated and Standalone Financial Results is available on the Investor Relations section of our website <https://www.powergrid.in> and under Corporates Section of BSE Limited & National Stock Exchange of India Limited at <https://www.bseindia.com> and <https://www.nseindia.com> respectively.
2 Previous periods figures have been regrouped/rearranged wherever considered necessary.


Place : Gurugram
Date : 09 November, 2021

For and on behalf of POWER GRID CORPORATION OF INDIA LTD.
Sd/-
(M. Taj Mukarram)
Director (Finance)



A Maharatna PSU

POWER GRID CORPORATION OF INDIA LIMITED
(A Government of India Enterprise)
Registered Office: B-9, Qutab Institutional Area, Katwaria Sarai, New Delhi-110 016.
Corporate Office: "Saudamini", Plot No. 2, Sector-29, Gurugram-122001 (Haryana)
CIN : L40101DL1989GOI038121



Follow us on:
www.powergrid.in