

पावर ग्रिड कार्पोरेशन ऑफ इंडिया लिमिटेड

(भारत सरकार का उद्यम)

POWER GRID CORPORATION OF INDIA LIMITED

(A Government of India Enterprise)



पावरग्रिड

केन्द्रीय कार्यालय: "सौदामिनी" प्लॉट सं. 2, सेक्टर-29, गुरुगँव-122 001, (हरियाणा) दूरभाष: 0124-2571700-719, फ़ैक्स : 0124-2571762,
"Saudamini" Plot No. 2, Sector-29, Gurgaon-122 001, (Haryana) Tel. : 0124-2571700-719, Fax : 0124-2571762, Web.: www.powergridindia.com

CIN : L40101DL1989GOI038121

C/COS/Listing/NSE/

Dt: 02.02.2018

The GM (Listing)
National Stock Exchange of India Ltd.,
Exchange Plaza, Plot No.C/1, G Block,
Bandra Kurla Complex,
Bandra (East),
Mumbai.

Ref: Symbol: POWERGRID; Series: EQ; ISIN: INE752E01010

Dear Sir,

Sub: Regulation 30 of the SEBI (Listing Obligations and Disclosure Requirements) Regulations, 2015

In terms of Regulation 30 of the SEBI (Listing Obligations and Disclosure Requirements) Regulations, 2015, please find attached a copy of presentation in respect of Financial Results of the Company for the quarter and nine months ended 31st December, 2017 and the same is also available on the website of POWERGRID.

Thanking You,

Yours faithfully,

(Divya Tandon)

General Manager - Company Secretary &
Compliance Officer

Power Grid Corporation of India Ltd.

Q3 FY 2017-18

Investor Presentation

Disclaimer



By attending the meeting where this presentation is made, or by reading the presentation slides, you agree to be bound by the following limitations:

- *This document has been prepared for information purposes only and is not an offer or invitation or recommendation to buy or sell any securities of Power Grid Corporation of India Limited (the "Company"), nor shall part, or all, of this document form the basis of, or be relied on in connection with, any contract or investment decision in relation to any securities of the Company.*
- *The information in this document is being provided by the Company and is subject to change without notice. The Company relies on information obtained from sources believed to be reliable but does not guarantee its accuracy or completeness.*
- *This document contains statements about future events and expectations that are forward-looking statements. These statements typically contain words such as "expects" and "anticipates" and words of similar import. Any statement in this document that is not a statement of historical fact is a forward-looking statement that involves known and unknown risks, uncertainties and other factors which may cause our actual results, performance or achievements to be materially different from any future results, performance or achievements expressed or implied by such forward-looking statements. None of the future projections, expectations, estimates or prospects in this document should be taken as forecasts or promises nor should they be taken as implying any indication, assurance or guarantee that the assumptions on which such future projections, expectations, estimates or prospects have been prepared are correct or exhaustive or, in the case of the assumptions, fully stated in the document. The Company assumes no obligations to update the forward-looking statements contained herein to reflect actual results, changes in assumptions or changes in factors affecting these statements.*
- *You acknowledge that you will be solely responsible for your own assessment of the market and the market position of the Company and that you will conduct your own analysis and be solely responsible for forming your own view of the potential future performance of the business of the Company.*
- *Neither the delivery of this document nor any further discussions of the Company with any of the recipients shall, under any circumstances, create any implication that there has been no change in the affairs of the Company since that date.*
- *Annual Accounts for FY2016-17 have been approved by the shareholders.*

Recent Highlights

POWERGRID Today

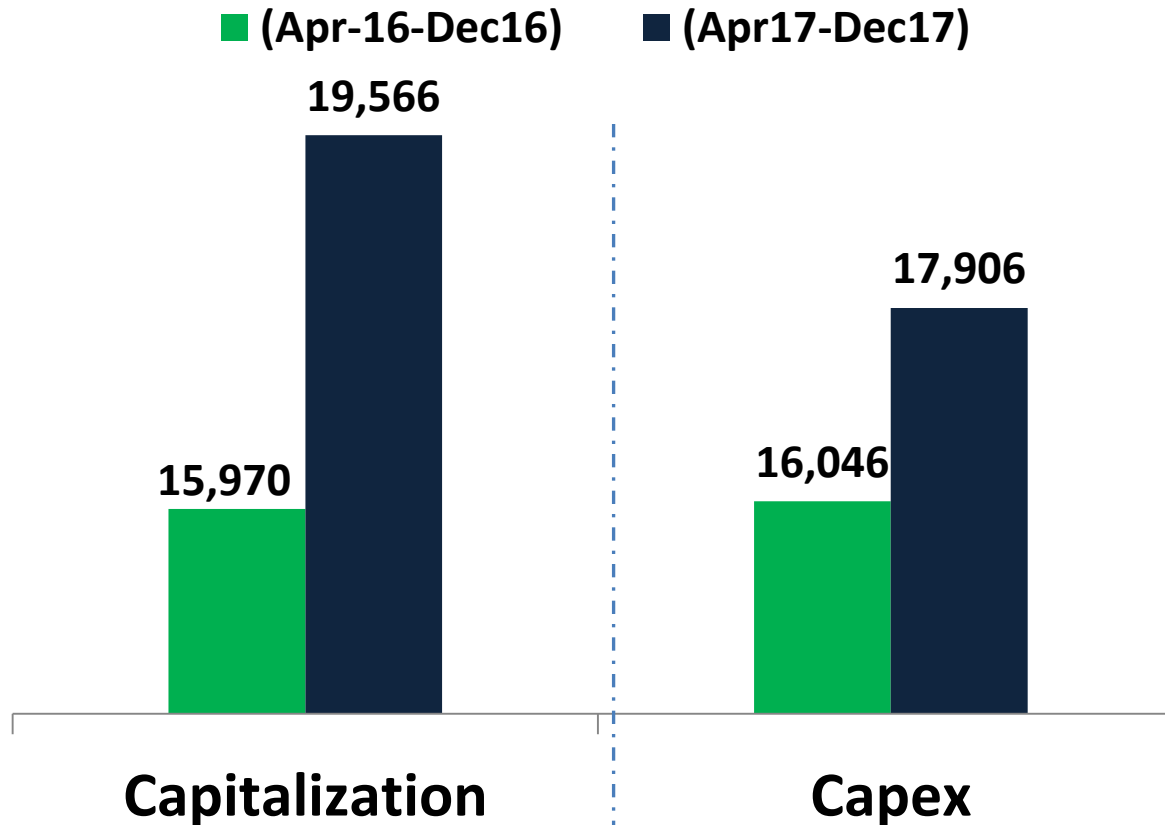
Performance (Q3FY18)

- Financial & Project Execution
 - Operational
 - Consultancy & Telecom
-

Business Outlook

Recent Highlights


Capitalization during Apr'17-Dec'17



Capitalization till Dec'17: ₹ 19,566 crore

(₹ in crore)

Recent Highlights – Project Execution



**Addn during
Q3FY18**

2,400 ckm

**4 Sub-stations
12,500 MVA X-fmn Capacity**

Major Elements commissioned/ capitalized during Q3FY18

- **Major Transmission Lines**

- 765kV D/C Aurangabad-Padghe & Ajmer-Chittorgarh
- 400kV D/C Aurangabad-Boisar
- 400kV D/C Kala-Kudus & Padghe-Kudus
- 400kV Kurukshetra-Jind

- **Substations**

- 765kV Ajmer, Chittorgarh, Padghe GIS & Pavagada Pooling Station

Interim Dividend Declared for FY18

- @ Rs.2.45 per share

Maiden Dividends declared by TBCB companies

- Rs.21 crore by POWERGRID Vizag Ltd
- Rs.2 crore by POWERGRID Unchahar Ltd.

eV charging Infrastructure

- Pilot to commence shortly in Hyderabad

Recent Accolades



Best CEO Award By Business Today

Two categories

- Power
- PSU (ex-BFSI)

Best Performing Power Transmission Utility

- At CBIP Awards 2018
- Awarded by Central Board of Irrigation & Power, Govt. of India

Best Risk Management Practice Award by CNBC-TV18

Two categories

- Power
- PSU

POWERGRID Today

POWERGRID Today



A 'NAVRATNA'
ENTERPRISE

CENTRAL
TRANSMISSION
UTILITY

LISTED
COMPANY
since 2007

GOVT.
SHAREHOLDING
56.91%

PAYING
DIVIDEND SINCE
1993-94

Market
Capitalization
₹ 101,990 crore¹

~ 85%

- ISTS Transmission network owned by POWERGRID

~ 145,400 ckm; 230
S/S & 323,715 MVA

- Transmission Lines & substations owned by POWERGRID

11

- Wholly owned TBCB subsidiaries

“Excellent”


- Rating by Gol since signing of its first MoU in 1993-94

20

- Footprints outside India


Performance Q3FY18 & 9mths FY18

Performance- Financial (Q3 & 9mnths-FY18)



Description	Quarter ended		Growth (%)	Nine Months ended		Growth (%)
	31.12.2017	31.12.2016		31.12.2017	31.12.2016	
Revenue						
- Transmission Charges	7,210	6,336	14%	21,024	18,196	16%
- Consultancy Income: Services	141	164	-14%	464	438	6%
- Telecom	156	130	20%	453	371	22%
- Other Income	278	158	76%	726	522	39%
Total Income	7,785	6,788	15%	22,667	19,527	16%
-Operating Expenses	870	679	28%	2,478	2,035	22%
EBITDA-Gross Margin	6,915	6,109	13%	20,189	17,492	15%
Depreciation	2,319	1,965	18%	6,685	5,599	19%
Finance Cost	1,955	1,643	19%	5,585	4,748	18%
Tax	600	571	5%	1,685	1,541	9%
Profit after Tax	2,041	1,930	6%	6,234	5,604	11%

Performance- Financial (Q3 & 9mnths-FY18)



	(₹ in crore)	
	As on 31.12.2017	As on 31.03.2017
Gross Fixed Assets	1,69,296	1,49,730
Capital Work-in-Progress	33,546	38,942
Debt	1,27,753	1,17,198
Net Worth	53,962	49,807
Earning Per Share (₹)	11.92#	14.37
Book Value per Share (₹)	103.15	95.20
Key Financial Ratios		
Debt : Equity	70:30	70:30
Return on Net Worth	11.55%#	15.10%

Not Annualized

Performance - Financial (upto Dec'17)



Billing & Realization

Billing

₹ 20,306 crore

Realization

₹ 20,167 crore

%age realization

99.3%

As on 31.12.2017

Total Outstanding

~ ₹ 3,001 crore
(41 days billing)

**Transmission Outstanding
(beyond 60 days)**

~ ₹ 933 crore
(13 days billing)

**Billed but not outstanding
(<60 days allowed as per CERC)**

~ ₹ 2,068 crore
(28 days billing)

Tripartite Agreement (TPA) signed by 27 out of 33 States & UTs; Others in Progress

POWERGRID Standalone Assets

**Assets as on Dec
31, 2017**

- **Trans. Lines: 1130 Nos.- 145,400 ckm**
- **Sub-stations: 230 Nos.- 323,715 MVA**

**Performance
(Apr'17-Dec'17)**

- **Availability: 99.81%**
- **Reliability: 0.47 Trippings/line**

Income from Consultancy: ₹ 464 crore (6%↑ over 9mth FY17)

Domestic

- 5 New Orders in Q3FY18
- ~100 Assignments in Hand
- Orders under Development – Uttar Pradesh, West Bengal, J&K, Haryana

International

- 15 Assignments in Hand – Afghanistan, Nepal, Bhutan, Fiji, Bangladesh, CASA
- 5 EOI submitted – Bangladesh, Ethiopia, Macedonia, Mozambique & Nigeria

Income from Telecom: ₹ 453 crore (22%↑ over 9mth FY17)

35 New Clients (Govt./ Pvt.) in Q3FY18

➤ **Infrastructure:**

- **Fiber Optic Network** : ~ 42,000km
- **Points of Presence** : 650
- **Backbone Availability** : 100.00% for the 3rd Quarter

➤ **Partnering Govt initiatives:**

- **National Knowledge Network**
- **BharatNet**
 - Entrusted by DoT to execute Phase-II of the project in the states of Himachal Pradesh & Uttarakhand

Business Outlook

POWERGRID Outlook (as on Dec'17)



Ongoing Projects	approx. ₹ 82,000 crore
New Projects	approx. ₹ 2,000 crore
TBCB Projects	approx. ₹ 19,000 crore (as per Empowered Committee Estimate)
Total Works in Hand	approx. ₹ 1,03,000 crore

FY18 Capex Plan: ~ ₹ 25,000 crore

Transmission (TBCB)-

~ ₹ 11,200
crore

Inter-State:

~ ₹ 2,600 crore - 4 projects – under various stages of bidding

~ ₹ 1,100 crore- 6 new projects recommended by EC in Oct-17

Intra-State:

~ ₹ 7,500 crore – 6 projects in 2 States (1-UP; 5- Jharkhand)

Transmission (Intra-State):

JV formation with States being pursued

- With UP, at advance stage

Railway Electrification

Railways Action Plan to electrify 38000 rkm in five years (2017-18 to 2021-22)

- Addl works in pipeline

Thank You

Presentation available at
www.powergridindia.com