




Power Grid Corporation of India Ltd.

(Asia's Fastest Growing Electric Utility, since 2014)

Q1 FY 2018-19
Investor Presentation

Disclaimer



By attending the meeting where this presentation is made, or by reading the presentation slides, you agree to be bound by the following limitations:

- *This document has been prepared for information purposes only and is not an offer or invitation or recommendation to buy or sell any securities of Power Grid Corporation of India Limited (the "Company"), nor shall part, or all, of this document form the basis of, or be relied on in connection with, any contract or investment decision in relation to any securities of the Company.*
- *The information in this document is being provided by the Company and is subject to change without notice. The Company relies on information obtained from sources believed to be reliable but does not guarantee its accuracy or completeness.*
- *This document contains statements about future events and expectations that are forward-looking statements. These statements typically contain words such as "expects" and "anticipates" and words of similar import. Any statement in this document that is not a statement of historical fact is a forward-looking statement that involves known and unknown risks, uncertainties and other factors which may cause our actual results, performance or achievements to be materially different from any future results, performance or achievements expressed or implied by such forward-looking statements. None of the future projections, expectations, estimates or prospects in this document should be taken as forecasts or promises nor should they be taken as implying any indication, assurance or guarantee that the assumptions on which such future projections, expectations, estimates or prospects have been prepared are correct or exhaustive or, in the case of the assumptions, fully stated in the document. The Company assumes no obligations to update the forward-looking statements contained herein to reflect actual results, changes in assumptions or changes in factors affecting these statements.*
- *You acknowledge that you will be solely responsible for your own assessment of the market and the market position of the Company and that you will conduct your own analysis and be solely responsible for forming your own view of the potential future performance of the business of the Company.*
- *Neither the delivery of this document nor any further discussions of the Company with any of the recipients shall, under any circumstances, create any implication that there has been no change in the affairs of the Company since that date.*
- *Annual Accounts for FY2017-18 are yet to be approved by the shareholders.*

Recent Highlights

POWERGRID Today

- Performance (Q1FY19)
- Financial & Project Execution
 - Operational
 - Consultancy & Telecom
-

POWERGRID- Outlook

Highlights



POWERGRID *Vishram Sadan* at AIIMS, New Delhi

A Unique CSR Project by POWERGRID- dedicated to the Nation by Hon'ble Prime Minister on June 29, 2018

Aims to bring relief to attendants of patients under treatment at AIIMS, New Delhi

***Vishram Sadans* also under implementation at Lucknow, Patna, Guwahati and Ranchi**

Capex

₹ 6,421 crore

Capitalization

₹ 2,521 crore

(excluding FERV of ₹ 1175 crore)

TBCB Update (upto Jul'18): Two subsidiaries commence commercial operation
(Aggregate Cost : ~ ₹ 4,250 crore)

POWERGRID Parli Trans. Ltd. (Cost: ~ ₹ 2,020 cr.)

- Comml. Operation of entire project w.e.f. 04.06.2018
- Assets: ~ 950 ckm Tr. Lines; 765/400kV Parli sub-station and 3,000 MVA X-fmn Capacity

POWERGRID Warora Trans. Ltd. (Cost: ~ ₹ 2,230 cr.)

- Comml. Operation of entire project w.e.f. 10.07.2018
- Assets: ~ 1000 ckm Tr. Lines; 765/400kV Warora sub-station and 3,000 MVA X-fmn Capacity

POWERGRID Today

POWERGRID Today



A 'NAVRATNA'
ENTERPRISE

CENTRAL
TRANSMISSION
UTILITY

LISTED
COMPANY
since 2007

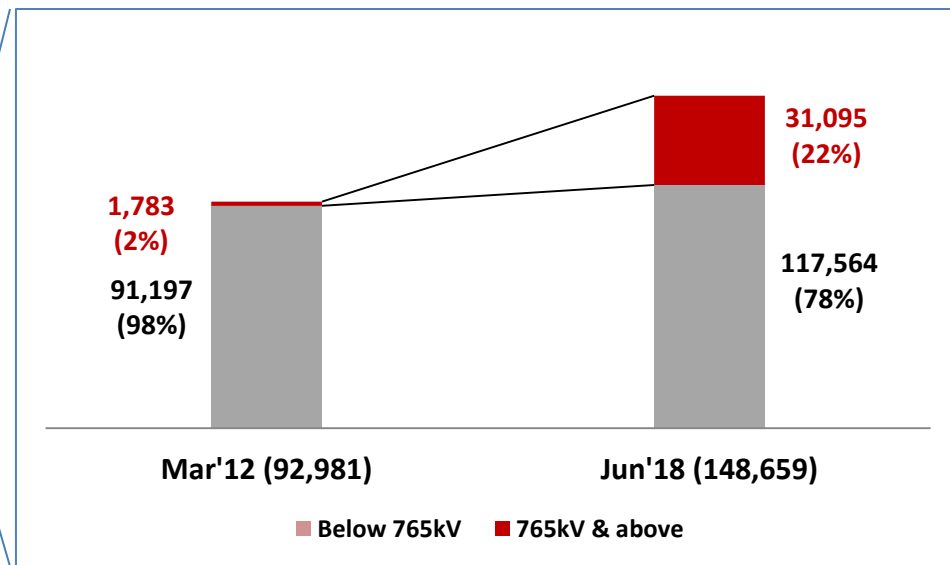
GOVT.
SHAREHOLDING
56.27%

PAYING
DIVIDEND SINCE
1993-94

Market
Capitalization
₹ 95,320 crore¹


- ✓ ~ 85% ISTS Transmission Network owned by POWERGRID
 - ✓ Trans. Lines: 1163 Nos. - ~ 148,659 ckm
 - ✓ Sub-stations: 236 Nos. (incl. 38 GIS) - ~ 339,933 MVA
 - ✓ Inter-Regional Power Transfer Capacity – 77,250 MW (~90% of Power Transfer Capacity of the National Grid)
- 400kV & above: >90%

***Voltage Landscape
migrating to 765kV
(Tr. Lines-ckm)***



Performance in Q1FY19 (Apr18-Jun18)


Performance- Financial (Q1FY19)



(₹ in crore)

Description	Year ended	Quarter ended		Growth (%)
	31.03.2018	30.06.2018	30.06.2017	
Revenue				
- Transmission Charges	28,484	7,803	6,830	
- Consultancy Income: Services	662	151	210	
- Telecom	607	173	141	
- Other Income	1,014	301	209	
Total Income	30,767	8,428	7,390	14%
-Operating Expenses	3,608	991	912	
EBITDA-Gross Margin	27,159	7,437	6,478	15%
Depreciation	9,091	2,450	2,132	
Interest	7,591	2,141	1,762	
Tax	2,238	605	532	
Profit after Tax	8,239	2,241	2,052	9%

Performance – Financial (Q1FY19)



	As on 31.03.2018	As on 30.06.2017	(₹ in crore) As on 30.06.2018
Gross Fixed Assets	1,77,100	1,53,272	1,80,796
Capital Work-in-Progress	32,978	43,118	34,347
Debt	1,30,213	1,22,547	1,35,882
Net Worth	54,415	51,864	56,647
Earning Per Share (₹)	15.75	3.92#	4.28#
Book Value per Share (₹)	104.01	99.14	108.28
Key Financial Ratios			
Debt : Equity	71:29	70:30	71:29
Return on Net Worth	15.14%	3.96%#	3.96%#

Not Annualized

Performance (Q1FY19) - Financial

Billing & Realization

Billing

₹ 7,193 Crore

Realization

₹ 6,509 Crore

%age realization

90.5%

As on 30.06.2018

Total Outstanding

~ ₹ 3,876 Crore
(49 days billing)

**Transmission Outstanding
(beyond 60 days)**

~ ₹ 1,549 Crore
(20 days billing)

**Billed but not outstanding
(<60 days allowed as per CERC)**

~ ₹ 2,327 Crore
(29 days billing)

Tripartite Agreement signed by 29 out of 33 States and UTs

Performance during Apr18-Jun18

- **Availability:** 99.68%
- **Reliability:** 0.19 Tripping/ line

Income from Consultancy: ₹ 151 crore

- **Domestic**
 - 7 New Orders in Q1FY19
 - ~ 100 Assignments in Hand
- **International**
 - 2 New Orders [SAPDC (Nepal), PGCB (Bangladesh)]
 - 17 Assignments in Hand – Nepal, Bhutan, Fiji, Bangladesh, CASA

Income from Telecom: ₹ 173 crore

- 45 New Orders (Govt/ Pvt) in Q1FY19
- Backbone Availability 100%

Business Outlook

FY19 Capex Plan: ~ ₹ 25,000 crore

Ongoing Projects	approx. ₹ 71,500 crore
New Projects	approx. ₹ 2,000 crore
TBCB Projects	approx. ₹ 15,000 crore (as per Empowered Committee Estimate)
Total Works in Hand	approx. ₹ 88,500 crore

~ ₹ 15,000 crore of works in hand under Consultancy, with GoI/ States funding

Major Projects: NERPSIP, Comprehensive Scheme in Sikkim & Arunachal Pradesh, Railways, Srinagar-Leh TS and other works in J&K, DDUGJY, IPDS etc.

Recent Accolades



Dun & Bradstreet PSU Awards 2018

Best *Navratna* Overall
Best *Navratna*- Services
Best Transmission Co.



2018 EEI Asia-Oceania Index Award *at EEI* Global Electrification Forum*

**Highest Total
Shareholder Returns
in Gold Large
Capitalization
category**

* EEI-Edison Electric Institute

Thank You

Presentation available at www.powergridindia.com