REVISED INDEPENDENT AUDITORS REPORT

TO

THE MEMBERS OF

POWERGRID ENERGY SERVICES LIMITED
(A wholly owned subsidiary of POWERGRID)

After issuing Independent Auditor's Report dated 24.07.2026 of POWERGRID ENERGY SERVICES LIMITED (CIN: U40100HR2022GOI102016), it is observed that there are certain errors which are identified at the time of C&AG Supplementary Audit. In this regard, after taking care of following errors/omissions, we further submit herewith our Revised Independent Auditor's Report signed in current date.

(i) Independent Draft Auditors Report was written in place of Independent Auditors Report
(ii) 1(B)- Report on Other Legal and Regulatory Requirements

Revised Report on the Audit of the Standalone Financial Statements

Opinion

We have audited the accompanying Standalone financial statements of **M/s POWERGRID Energy Services Limited (A wholly owned subsidiary of POWERGRID)** ("the Company"), which comprise the standalone Balance Sheet as at 31st March 2026, and the standalone Statement of Profit and Loss account(Including other comprehensive income), the standalone statement of changes in Equity, the standalone statement of cash flows for the period from 01stApril, 2025 to 31st March, 2026, and notes to the standalone financial statements, including a summary of significant accounting policies and other explanatory information (hereinafter referred to as the "standalone financial statements").

In our opinion and to the best of our information and according to the explanations given to us, the aforesaid standalone financial statements, give the information required by the Companies Act, 2013 (the "Act") in the manner so required and give a true and fair view in conformity with the Indian Accounting Standards ("Ind AS") prescribed under Section 133 of the Act read with the Companies (Indian Accounting Standards) Rules, 2015, as amended, ("Ind AS") and other accounting principles generally accepted in India;

a) in the case of the Balance Sheet, of the state of affairs of the Company as at 31st March 2026;
b) in the case of the Statement of Profit and Loss (including Other Comprehensive Income), of the loss including other comprehensive loss for the period ended on that date.
c) in the case of the Statement of Change in Equity, of the changes in equity for the period ended on that date and;
d) in the case of the Statement of Cash Flows, of the cash flows for the period ended on that date.

Basis for Opinion

We conducted our audit of the standalone financial statements in accordance with the Standards on Auditing ("SAs") specified under Section 143(10) of the Companies Act, 2013. Our responsibilities under those standards are further described in the *Auditor's Responsibilities for the Audit of the standalone Financial Statements* section of our report. We are independent of the company in accordance with the Code of Ethics issued by The Institute of Chartered Accountants of India ("ICAI") together with the ethical requirements that are relevant to our audit of the standalone financial statements under the provisions of the Companies Act, 2013 and the Rules thereunder, and we have fulfilled our other ethical responsibilities in accordance with these requirements and the ICAI's Code of Ethics. We believe that the audit evidence we have obtained is sufficient and appropriate to provide a basis for our opinion on the standalone financial statements.



Key Audit Matters

We have determined that there are no key audit matters to communicate in our report.

Management's Responsibilities for the Standalone Financial Statements

The Company's Board of Directors is responsible for the matters stated in Section 134(5) of the Companies Act, 2013 ("the Act") with respect to the preparation of these standalone financial statements that give a true and fair view of the financial position, financial performance, including other comprehensive income, changes in equity and cash flows of the company in accordance with IND AS and other accounting principles generally accepted in India. This responsibility also includes maintenance of adequate accounting records in accordance with the provision of the Act for safeguarding the assets of the Company and for preventing and detecting frauds and other irregularities; selection and application of appropriate accounting policies; making judgments and estimates that are reasonable and prudent; and design, implementation and maintenance of adequate internal financial controls, that were operating effectively for ensuring the accuracy and completeness of the accounting records, relevant to the preparation and presentation of the standalone financial Statements that give a true and fair view and are free from material misstatement, whether due to fraud or error.

In preparing the standalone financial statements, management is responsible for assessing the Company's ability to continue as a going concern, disclosing, as applicable, matters related to going concern and using the going concern basis of accounting unless management either intends to liquidate the company or to cease operations, or has no realistic alternative but to do so.

The Board of Directors are responsible for overseeing the Company's financial reporting process.

Auditor's Responsibilities for the Audit of the Standalone Financial Statements

Our objectives are to obtain reasonable assurance about whether the standalone financial statements as a whole are free from material misstatement, whether due to fraud or error, and to issue an auditor's report that includes our opinion. Reasonable assurance is a high level of assurance, but is not a guarantee that an audit conducted in accordance with SAs will always detect material misstatements when it exists. Misstatements can arise from fraud or error and are considered material if, individually or in the aggregate, they could reasonably be expected to influence the economic decisions of users taken on basis of these standalone financial statements.

As part of an audit in accordance with SAs, we exercise professional judgment and maintain professional skepticism throughout the audit. We also:

- Identify and assess the risks of material misstatement of the standalone financial statements, whether due to fraud or error, design and perform audit procedures responsive to those risks, and obtain audit evidence that is sufficient and appropriate to provide a basis for our opinion. The risk of not detecting a material misstatement resulting from fraud is higher than for one resulting from error, as fraud may involve collusion, forgery, intentional omissions, misrepresentations, or the override of internal control.

- Obtain an understanding of internal financial controls relevant to the audit in order to design audit procedures that are appropriate in the circumstances. Under Section 143(3)(i) of the Act, we are also responsible for expressing our opinion on whether the Company has adequate internal financial controls system in place and the operating effectiveness of such controls.

- Evaluate the appropriateness of accounting policies used and the reasonableness of accounting estimates and related disclosures made by the management.

- Conclude on the appropriateness of management's use of the going concern basis of accounting and, based on the audit evidence obtained, whether a material uncertainty exists related to events or conditions that may cast significant doubt on the Company's ability to continue as a going concern. If we conclude that a material



uncertainty exists, we are required to draw attention in our auditor's report to the related disclosures in the standalone financial statements or, if such disclosures are inadequate, to modify our opinion. Our conclusions are based on the audit evidence obtained up to the date of our auditor's report. However, future events or conditions may cause the Company to cease to continue as a going concern.

• Evaluate the overall presentation, structure and content of the standalone financial statements, including the disclosures, and whether the standalone financial statements represent the underlying transactions and events in a manner that achieves fair presentation.

Materiality is the magnitude of misstatements in the standalone financial statements that, individually or in aggregate, makes it probable that the economic decisions of a reasonably knowledgeable user of the standalone financial statements may be influenced. We consider quantitative materiality and qualitative factors in (i) planning the scope of our audit work and in evaluating the results of our work; and (ii) to evaluate the effect of any identified misstatements in the standalone financial statements.

We communicate with those charged with governance regarding, among other matters, the planned scope and timing of the audit and significant audit findings, including any significant deficiencies in internal control that we identify during our audit.

We also provide those charged with governance with a statement that we have complied with relevant ethical requirements regarding independence, and to communicate with them all relationships and other matters that may reasonably be thought to bear on our independence, and where applicable, related safeguards.

From the matters communicated with those charged with governance, we determine those matters that were of most significance in the audit of the standalone financial statement of the current period and are therefore the key audit matters. We describe these matters in our auditor's report unless law or regulation precludes public disclosure about the matter or when, in extremely rare circumstances, we determine that a matter should not be communicated in our report because the adverse consequences of doing so would reasonably be expected to outweigh the public interest benefits of such communication.

Report on Other Legal and Regulatory Requirements

1. (A) As required by Section 143 (3) of the Act, we report that:

a) We have sought and obtained all the information and explanations which to the best of our knowledge and belief were necessary for the purpose of our audit.

b) In our opinion, proper books of account as required by law have been kept by the Company so far as it appears from our examination of those books.

c) The Standalone Balance Sheet, the Standalone Statement of Profit and Loss (including other comprehensive income), Standalone Statement of Changes in Equity and the Standalone Statement of Cash Flows dealt with by this Report are in agreement with the books of account.

d) In our opinion, the aforesaid standalone financial statements comply with the IND AS specified under Section 133 of the Act.

e) In view of exemption given vide notification no. G.S.R. 463(E) dated June 5, 2015, issued by the Ministry of Corporate Affairs, provisions of Section 164(2) of the Act regarding disqualification of Directors, are not applicable to the Company;

f) With respect to the adequacy of the internal financial controls over financial reporting of the Company and the operating effectiveness of such controls, refer to our separate Report in "**Annexure A**". Our report expresses an unmodified opinion on the adequacy and operating effectiveness of the Company's internal financial controls over financial reporting.



(B) With respect to the other matters to be included in the Auditor's Report in accordance with rule 11 of the Companies (Audit and Auditors) Rules, 2014, as amended in our opinion and to the best of our information and according to the explanations given to us:

a) As informed to us the Company does not have any pending litigations which would impact its financial position;

b) The Company did not have any long-term contracts, including derivative contracts for which there were any material foreseeable losses;

c) There were no amounts that were required to be transferred to the Investor Education and Protection Fund by the Company;

d) Whether the management has represented that, to the best of its knowledge and belief, other than those disclosed in the notes to accounts:

i) no funds have been advanced or loaned or invested (either from borrowed funds or share premium or any other source or kind of funds) by the company to or in any other person(s) or entities, including foreign entities ("Intermediaries"), with the understanding whether recorded in writing or otherwise that the intermediary shall, directly or indirectly lend or invest in other persons or entities identified in any manner whatsoever by or on behalf of the company ("Ultimate Beneficiaries") or provide any guarantee, security or the like on behalf of Ultimate Beneficiaries.

ii) no funds have been received by the company from any person(s) or entities including foreign entities ("Funding Parties") with the understanding, whether recorded in writing or otherwise, that the company shall, whether directly or indirectly, lend or invest in other persons or entities identified in any manner whatsoever by or on behalf of the funding party ("Ultimate Beneficiaries") or provide any guarantee, security or the like on behalf of the Ultimate beneficiaries.

iii) Based on the audit procedures that have been considered reasonable and appropriate in the circumstances, nothing has come to our notice that has caused us to believe that the representations under sub-clause (i) and (ii) of Rule 11(e) contain any material misstatement.

e) The Dividend declared or paid during the year by the company is in accordance with section 123 of the Companies Act, 2013.

f) Based on our examination, which included test checks, the Company has used accounting software for maintaining its books of account for the financial year ended March 31, 2026 which has a feature of recording audit trail (edit log) facility and the same has operated throughout the year for all relevant transactions recorded in the software. Further, during the course of our audit we did not come across any instance of the audit trail feature being tampered with.



1. As required by Section 143(5) of the Act, we give in "**Annexure B**", a statement on the direction and sub-directions issued by the Comptroller and Auditor General of India.

2. As required by the Companies (Auditor's Report) Order, 2020 ("the Order") issued by the Central Government in terms of Section 143(11) of the Act, we give in "**Annexure C**" a statement on the matters specified in paragraphs 3 and 4 of the Order, to the extent applicable.

For C S D AND CO LLP
Chartered Accountants
Firm Reg. No. 024501N/ N500074

Mayank Chawla
Partner
M. No. 554087

Date : 08.09.2026
Place : Gurugram

UDIN: 26554087MSTDTY7161

ANNEXURE "A" TO THE INDEPENDENT AUDITORS'S REPORT

(Referred to in paragraph 1(f) under 'Report on Other Legal and Regulatory Requirements' section of our report to the Members of **POWERGRID Energy Services Limited** of even date)

Report on the Internal Financial Controls Over Financial Reporting under Clause (i) of Sub-section 3 of Section 143 of the Companies Act, 2013("the Act")

We have audited the internal financial controls over financial reporting of **POWERGRID Energy Services Limited** ("the Company") as of March 31, 2026 in conjunction with our audit of the standalone Ind AS financial statements of the Company for the period ended on that date.

Management's Responsibility for Internal Financial Controls

The Management of the Company is responsible for establishing and maintaining internal financial controls based on the internal control over financial reporting criteria established by the Company considering the essential components of internal control stated in the Guidance Note on Audit of Internal Financial Controls over Financial Reporting issued by the Institute of Chartered Accountant of India ("the ICAI"). These responsibilities include the design, implementation and maintenance of adequate internal financial controls that were operating effectively for ensuring the orderly and efficient conduct of its business, including adherence to company's policies, the safeguarding of its assets, the prevention and detection of frauds and errors, the accuracy and completeness of the accounting records, and the timely preparation of reliable financial information as required under the Companies Act, 2013.

Auditor's Responsibility

Our responsibility is to express an opinion on the Company's internal financial controls over financial reporting of the Company based on our audit. We conducted our audit in accordance with the Guidance Note on Audit of Internal Financial Controls Over Financial Reporting (the "Guidance Note") issued by the ICAI and the Standards on Auditing prescribed under Section 143(10) of the Companies Act, 2013 to the extent applicable to an audit of internal financial controls. Those Standards and the Guidance Note require that we comply with ethical requirements and plan and perform the audit to obtain reasonable assurance about whether adequate internal financial controls over financial reporting was established and maintained and if such controls operated effectively in all material respects.

Our audit involves performing procedures to obtain audit evidence about the adequacy of the internal financial controls system over financial reporting and their operating effectiveness. Our audit of internal financial controls over financial reporting included obtaining an understanding of internal financial controls over financial reporting, assessing the risk that a material weakness exists, and testing and evaluating the design and operating effectiveness of internal control based on the assessed risk. The procedures selected depend on the auditor's judgement, including the assessment of the risks of material misstatement of the financial statements, whether due to fraud or error.

We believe that the audit evidence we have obtained is sufficient and appropriate to provide a basis for our audit opinion on the Company's internal financial controls system over financial reporting.

Meaning of Internal Financial Controls over Financial Reporting

A Company's internal financial control over financial reporting is a process designed to provide reasonable assurance regarding the reliability of financial reporting and the preparation of standalone financial statements for external purposes in accordance with generally accepted accounting principles. A company's internal financial control over financial reporting includes those policies and procedures that



(1) pertain to the maintenance of records that, in reasonable detail, accurately and fairly reflect the transactions and dispositions of the assets of the company;

(2) provide reasonable assurance that transactions are recorded as necessary to permit preparation of standalone financial statements in accordance with generally accepted accounting principles, and that receipts and expenditures of the company are being made only in accordance with authorisations of management and directors of the company; and

(3) provide reasonable assurance regarding prevention or timely detection of unauthorised acquisition, use, or disposition of the company's assets that could have a material effect on the financial statements.

Inherent Limitations of Internal Financial Controls over Financial Reporting

Because of the inherent limitations of internal financial controls over financial reporting, including the possibility of collusion or improper management override of controls, material misstatements due to error or fraud may occur and not be detected. Also, projections of any evaluation of the internal financial controls over financial reporting to future periods are subjects to the risk that the internal financial control over financial reporting may become inadequate because of changes in conditions, or that the degree of compliance with the policies or procedures may deteriorate.

Opinion

In our opinion, to the best of our information and according to the explanations given to us, the Company has, in all material respects, an adequate internal financial controls system over financial reporting and such internal financial controls over financial reporting were operating effectively as at March 31, 2026, based on the criteria for internal financial control over financial reporting established by the Company considering the essential components of internal control stated in the Guidance Note on Audit of Internal Financial Controls Over Financial Reporting issued by the ICAI.

For C S D AND CO LLP
Chartered Accountants
Firm Reg. No. 024501N/ N500074

Mayank Chawla
Partner
M. No. 554087

Date : 08.09.2026
Place : Gurugram
UDIN: 26554087MSTDTY7161

ANNEXURE "B" TO THE INDEPENDENT AUDITOR'S REPORT

As referred to in our Independent Auditors' Report of even date to the members of the **POWERGRID Energy Services Limited,** on the Ind AS financial statements for the year ended 31st March 2026, we report the statement on the directions issued by the Comptroller and Auditor General of India

We have verified various documents and other relevant records and also on the basis of information and explanations provided to us, by the management of Powergrid Energy Services Limited to ascertain whether the company has complied with section 143(5) of the Companies Act, 2013 and give our report against each specific direction as under.

Annexure - I

Sl. No.	Directions u/s 143(5) of the Companies Act, 2013	Auditor's reply on action taken on the directions	Impact on financial statement
1	Assess the fair valuation of all the investments, both quoted and unquoted, made directly by the Company or through Trusts, for Post-retirement benefits of the employees. This includes verifying valuation methodologies, ensuring consistency with Ind AS and reviewing supporting documentation. The auditor shall provide a brief note on the valuation approach, its reasonability, and compliance with applicable regulations, reporting any material deviations or misstatements.	The company has not made any Investments.	NIL
2	Whether the Company has system in place to process all the accounting transactions through IT system? If yes, whether review of this system and controls that are significant to the Companies financial reporting process as well as cyber security has been done by Information Security Auditing Organizations empaneled by Cert-In at a minimum frequency of once a year and material discrepancies found, if any, have been suitably reported? The implications of accounting processing of transactions outside IT system on the integrity of the accounts along with the financial implications may also be reported.	The company is having ERP system (SAP) in place for processing all accounting transactions. The review of the system and controls that are significant to company's financial reporting process as well as cyber security has been done by Parent company for the all the companies in the group through Information Security Auditing Organisations empanelled by Cert-In once a year and no material discrepancies are found. Based on our verification, no accounting transaction is being recorded/ processed other than through the ERP system in place.	NIL
3	Whether funds (grants/ subsidy etc.) received/ receivable for specific schemes from Central/State Government or its agencies were properly accounted for as per the applicable accounting standards or norms and whether the received funds were utilised as per its terms and conditions? Whether	Based on our verification and explanations and information given to us, no funds have been received / are receivable for specific schemes from Central/ State government or its agencies.	NIL

S D AND CO. LLP
CA
Gurgaon
Chartered Accountants

	accounting of interest earned on grants received has been done as per terms and conditions of the Grant. List the cases of deviation.		
4	Whether the Company has identified the key Risk areas? If yes, whether the Company has formulated any Risk Management Policy to mitigate these risks? If yes, (a) whether the Risk Management Policy has been formulated considering global best practices? (b) whether the Company has identified its data assets and whether these have been valued appropriately?	The Parent company has identified the key risk areas and has formulated a risk management policy to mitigate these Risks for all the companies in the group. The said policy as represented by management, is stated to be based on global best practices, namely COSO framework. The company has not identified any data assets in accordance with the applicable financial reporting framework and consequently these have not been subject to valuation.	NIL
5	Whether the Company is complying with the SEBI (LODR) Regulations 2015, and other applicable rules and regulations of SEBI, DIPAM, MCA, DPE, RBI, TRAI, CERT-IN, MeitY and NPCI wherever applicable? If not, the cases of deviation may be highlighted.	Based on the information and explanations given to us, secretarial audit report of the company, and audit procedures carried out by us, the company is complying with the Securities and Exchange Board of India (SEBI) (Listing Obligations and Disclosure Requirements) Regulations, 2015, and other applicable rules and regulations of SEBI, Department of Investment and Public Asset Management, Ministry of Corporate Affairs, Department of Public Enterprises, Reserve Bank of India, Telecom Regulatory Authority of India, CERT-IN, Ministry of Electronics and Information Technology and National Payments Corporation of India, wherever applicable.	NIL

For C S D AND CO LLP
Chartered Accountants
Firm Reg. No. 024501N/ N500074

Mayank Chawla
Partner
M. No. 554087

Date : 08.09.2025
Place : Gurugram
UDIN: 25554087MSTDTY7161

Annexure - II

Sub-directions to Statutory Auditors of Power Sector entities for the year 2025-26

Sl. No.	Areas examined as per Direction under Section 143(5) of the Companies Act, 2013	Auditor's reply on action taken on the directions	Impact on financial statement
(i)	Verify whether the existing regulatory assets of the Company are supported by the tariff orders of the Electricity Regulatory Commission;	There are no regulatory assets in company. As such no further disclosures is required in this regard	NIL
(ii)	Verify whether the revenue in respect of such assets has been recognised by the Company on the basis of tariff orders issued by the Electricity Regulatory Commission;	There are no regulatory assets in company. As such no further disclosures is required in this regard.	NIL
(iii)	State the impact of recognition/ existence of regulatory assets in the absence of tariff orders, if any;	There are no regulatory assets in company. As such no further disclosures is required in this regard.	NIL
(iv)	State the impact of delayed/ non-recovery of regulatory assets on the financial statements of the Company;	There are no regulatory assets in company. As such no further disclosures is required in this regard.	NIL
(v)	Examine and report upon the accuracy/ adequacy of accounting treatment/ related disclosures in this regard.	There are no regulatory assets in company. As such no further disclosures is required in this regard.	NIL



ANNEXURE "C" TO THE INDEPENDENT AUDITOR'S REPORT

(Referred to in paragraph 3 under 'Report on Other Legal and Regulatory Requirements' section of our report to the Members of **POWERGRID Energy Services Limited** of even date)

With reference to the Annexure C referred to in the Independent Auditors' Report to the members of the company on the standalone financial statements for the year ended 31st March, 2026, we report the following:

i. (a)The company has maintained proper records showing full particulars, including quantitative details and situation of property plant and equipment, intangible assets.

(b) The property plant and equipment of the company have been physically verified by the management at reasonable intervals during the year and no, material discrepancies were noticed on such verification.

(c) According to the information and explanation given to us, the title deeds of the immovable properties (other than properties where the company is the lessee and the lease agreements are duly executed in favour of the lessee) are held in the name of the company.

(d) The company has not revalued its property plant and equipment (including right to use assets) or intangible assets or both during the year.

(e) According to the information and explanation given to us, no proceedings have been initiated or are pending against the company for holding any benami property under the benami transactions (prohibition) act, 1988 (45 of 1988) and rules made thereunder during the year.

ii. (a) The management has conducted physical verification of inventory at reasonable intervals during the year, in our opinion, the coverage and procedure of such verification by the management is appropriate. As informed to us, any discrepancies of 10% or more in the aggregate for each class of inventory were not noticed on such verification.

(b)Company has not been sanctioned working capital limits in excess of five crore rupees, in aggregate, from banks or financial institutions on the basis of the security of current assets at any point of time during the year. Accordingly.

iii. In our opinion and according to the information and explanations given to us, the Company has not granted any loan, secured or unsecured to companies, firms, Limited Liability Partnerships (LLPs) or other parties covered in the register maintained under Section 189 of the Companies Act, 2013. Accordingly, paragraph 3(iv) of the Order is not applicable to the Company.

iv. In our opinion and according to the information and explanation given to us, the Company has not made any loans or Investments made in respect of the provisions of Section 185 and 186 of the Act. Accordingly, paragraph 3(iv) of the Order is not applicable to the Company.

v. The Company has not accepted any deposits or amounts which are deemed to be deposits from the public. Accordingly, clause 3(v) of the Order is not applicable.

vi. According to the information and explanation given to us, the Central Government has not prescribed the maintenance of cost records under Section 148(1) of the Act for the services provided by it. Accordingly, clause 3(vi) of the Order is not applicable.



vii. According to the information and explanation given to us, in respect of statutory dues:

a). There were no undisputed amounts payable in respect of Provident Fund, Employees' State Insurance, Income Tax, Goods and Service Tax, Customs Duty, Cess and other material statutory dues in arrears as at March 31,2026 for a period of more than six months from the date they became payable.

b). There are no dues of Income Tax, Sales Tax, Custom Duty, Cess which have not been deposited on account of any dispute.

viii. There were no transactions relating to previously unrecorded income that have been surrendered or disclosed as income during the year in the tax assessments under the Income Tax Act, 1961.

ix.

a). The Company has not defaulted in repayment of loans or other borrowings or in the opayment of interest to any lender. Hence reporting under clause 3(ix)(a) of the Order is not applicable.

b). The Company has not been declared willful defaulter by any bank or financial institution or government or any other government authority.

c). The Company has not taken any term loan during the period other than those which were applied for the purpose for which loans were obtained and hence, reporting under clause 3(ix)(c) of the Order is not applicable.

d). The Company has not raised any funds on short term basis which have been utilized for long term purpose. Hence reporting under clause 3(ix)(d) of the Order is not applicable.

e). On an overall examination of the financial statements of the Company, the Company has not taken any funds from any entity or person on account of or to meet the obligations of its subsidiaries.

f). The company has not raised any loans during the year on the pledge of securities held in its subsidiaries and hence reporting on clause 3(ix)(f) of the Order is not applicable.

x.

a). The Company has not raised any money by way of initial public offer or further public offer (including debt instruments) or term loans during the period and hence, clause 3(x)(a) of the order is not applicable to the Company.

b). During the year, the Company has not made any preferential allotment or private placement of shares or convertible debentures (fully or partly or optionally) and hence reporting under clause 3(x)(b) of the Order is not applicable.

xi.

a). To the best of our knowledge and according to the information and explanations given to us, no fraud by the Company and no material fraud on the Company has been noticed or reported during the period.

b). No report under sub-section (12) of Section 143 of the Companies Act has been filed in Form ADT-4 as prescribed under Rule 13 of Companies (Audit and Auditors) Rules, 2014 with the Central Government, during the year and upto the date of this report.

c). According to the information and explanations given to us, no whistle- blower complaints have been received during the year by the Company.

xii. The Company is not a Nidhi Company and hence reporting under clause (xii) of the Order is not applicable.

xiii. According to the information and explanations given to us and based on our examination of the records of the Company, transactions with the related parties are in compliance with Sections 177 and 188 of the Act where applicable and details of such transactions have been disclosed in the financial statements as required by the applicable accounting standards.

xiv. According to the information and explanations given to us and based on our examination of the records of the Company, Internal Audit as per Section 138 of the Act is applicable to the Company during the period,



hence reporting under clause (xiv) of the Order is applicable. The reports of the Internal Auditors for the financial year 2025-26 were considered by the statutory auditor.

xv. In our opinion and according to the information and explanations given to us, the Company has not entered into any non-cash transactions with its directors or persons connected to its directors and hence, provisions of Section 192 of the Act are not applicable to the Company.

xvi.

a). The Company is not required to be registered under Section 45-IA of the Reserve Bank of India Act, 1934.Accordingly, clauses 3(xvi)(a) of the Order is not applicable.

b). The Company is not a Core Investment Company (CIC) as defined in the regulations made by the Reserve Bank of India. Accordingly, clause 3(xvi)(b) of the Order is not applicable.

c). According to the information and explanations provided to us during the course of audit, the Group does not have any CICs.

xvii. The company has not incurred cash losses in the financial year and in the immediately preceding financial year. Hence, reporting under clause 3(xvii) of the Order is not applicable.

xviii. There has been resignation of the statutory auditor of the Company during the year. Yes, the auditor has taken into consideration the issues, objections or concerns raised by the outgoing auditors.

xix. On the basis of the financial ratios, ageing and expected dates of realization of financial assets and payment of financial liabilities, other information accompanying the financial statements and our knowledge of the Board of Directors and Management plans and based on our examination of the evidence supporting the assumptions, nothing has come to our attention, which causes us to believe that any material uncertainty exists as on the date of the audit report indicating that Company is not capable of meeting its liabilities existing at the date of balance sheet as and when they fall due within a period of one year from the balance sheet date.

xx. According to the information and explanations given to us and based on our examination of the records of the Company, the Company is required to comply with Section 135 of the Companies Act, 2013 therefore, clause 3(xx) of the Order is applicable.

xxi. This clause is not applicable to the audit of the standalone financial statements of the Company, as it pertains to qualifications or adverse remarks in the audit reports of companies included in the consolidated financial statements.

For CSD AND CO LLP
Chartered Accountants
Firm Reg. No. 024501N/N500074

Mayank Chawla
Partner
M. No. 554087
Date: 08.09.2026
Place: Gurugram
UDIN 26554087MSTDT4 7161

COMPLIANCE CERTIFICATE

We have conducted the audit of annual accounts of POWERGRID Energy Services Limited for the period ended March 31, 2026 in accordance with the directions/sub-directions issued by the Comptroller & Auditor General of India under Section 143(5) of the Companies Act, 2013 and certify that we have complied with all the directions/sub-directions issued to us.

For CSD & Co LLP
Chartered Accountants
Firm Reg. No. 024501N/N500074

CA Mayank Chawla
Partner
M. No. 554087

Date : 08.09.2026
Place : Gurgaon
UDIN: 26554087MSTDTY7161

POWERGRID Energy Services Limited
(A wholly owned subsidiary of POWERGRID)
Saudamini, Plot No. - 2, Sector - 29, Gurugram, Haryana, India, 122001
CIN U40100HR2022GOI102016
Balance Sheet as at 31st March 2026

(₹ in Lakhs)

	Particulars	Note No	As at 31st March 2026	As at 31st March 2025
A	**ASSETS**			
1	**Non-current assets**			
	Property, Plant and Equipment	4	55,799.21	1,430.87
	Capital work-in-progress	5	401.81	53,427.84
	Other non-current financial assets	6	59,393.35	12,470.94
	Other non-current assets	7	3,380.98	5,709.30
			1,18,975.35	**73,038.95**
2	**Current assets**			
	Inventories	8	65,923.47	40,662.32
	Financial Assets: -			
	(i)Trade Receivables	9	13,682.75	6,391.10
	(ii)Cash and cash equivalents	10	19.57	5.63
	(iii)Bank balances other than cash & cash equivalents	11	45,838.15	37,618.40
	(iv)Other current financial assets	12	11,585.53	1,495.51
	Current Tax Assets (Net)		1,178.77	-
	Other current assets	13	19,533.49	7,177.77
			1,57,761.73	**93,350.73**
	Total Assets		**2,76,737.08**	**1,66,389.68**
B	**EQUITY AND LIABILITIES**			
1	**Equity**			
	Equity Share capital	14	28,262.00	28,262.00
	Other Equity	15	14,174.04	4,996.81
			42,436.04	**33,258.81**
2	**Liabilities**			
	Non-current liabilities			
	Financial Liabilities: -			
	i) Borrowings	16	1,00,791.56	50,259.33
	ii) Lease Liabilities		1,385.48	1,373.90
	iii) Other Non Current Financial Liabilities	17	733.81	33.76
	Deferred Tax Liabilities			
	iv) Other financial liabilities			
	Provisions	18	11.10	-
	Other non-current liabilities			
	Deferred tax Liabilities (Net)	19	3,306.21	-176.10
			1,06,228.16	**51,490.89**
	Current liabilities			
	Financial Liabilities			
	(i)Lease Liabilities		95.82	159.22
	(ii) Trade payables			
	(a) Total outstanding dues of micro enterprises and small enterprises	20	448.84	441.30
	(b) Total outstanding dues of creditors other than micro enterprises and small enterprises	20	36,322.99	15,509.56
	(iii) Other current financial liability	21	65,540.24	33,350.94
	Other current liabilities	22	22,695.16	30,357.05
	Provisions	23	2,969.83	1,646.94
	Current Tax Liabilities (Net)	24	0.00	174.97
			1,28,072.88	**81,639.98**
	Total Equity and Liabilities		**2,76,737.08**	**1,66,389.68**

The accompanying notes (1 to 50) form an integral part of financial statements

As per our report of even date

For C S D and CO. LLP
Chartered Accountants
Firm Reg.No.- 024501N/N500074

CA Mayank Chawla
Partner
M.No.-554087

Place: Gurgaon
Date : 24.07.26
UDIN: 26554087[illegible]

C S D AND CO. LLP Chartered Accountants

For and on behalf of The Board of Directors

Vimla Bhandari
Director, PESL
DIN: 09376109
Place: Gurgaon
Date : 24.07.26

Sangeeta Edwards
Director, PESL
DIN: 09390841
Place: Gurgaon
Date : 24.07.26

Vikash Chandra Thakur
(Chief Financial Officer)
PAN: ABRPT5542L

Place: Gurgaon
Date : 24.07.26

POWERGRID ENERGY SERVICES LTD. पीईएसएल PESL

POWERGRID Energy Services Limited
(A wholly owned subsidiary of POWERGRID)
Saudamini, Plot No. - 2, Sector - 29, Gurugram, Haryana, India, 122001
CIN U40100HR2022GOI102016
Statement of Profit or Loss for Year ended 31st March 2026

(₹ in Lakh)

Sl. No.	Particulars	Note No.	For the year ended 31st March, 2026	For the year ended 31st March, 2025
			(Audited)	(Audited)
I	**INCOME**			
II	Revenue From Operations	25	1,05,631.56	30,254.72
III	Other Income	26	3,322.00	2,948.37
IV	**Total Income (II+III)**		**1,08,953.56**	**33,203.09**
V	**EXPENSES**			
	Employee Benefit expenses	27	207.03	-
	Finance costs	28	5,730.70	650.16
	Depreciation and amortization expense	29	1,960.54	2.17
	Other expenses	30	87,265.27	25,662.17
	Total expenses (V)		**95,163.54**	**26,314.50**
VI	**Profit before Tax (IV-V)**		**13,790.02**	**6,888.59**
VII	Tax expense:			
	Current tax - For Current Year		-	1,908.16
	- For Earlier Years			32.31
	Deferred tax		3,482.31	(174.33)
			3,482.31	**1,766.14**
VIII	**Profit for the period (VI-VII)**		**10,307.71**	**5,122.45**
IX	**Other Comprehensive Income**			
	Items that will not be reclassified to profit or loss(net of tax)			
X	**Total Comprehensive Income for the period (VIII+IX)**		**10,307.71**	**5,122.45**
XI	Earnings per equity share (Face value of ₹10/- each): Basic & Diluted (In ₹)		3.65	2.59

The accompanying notes (1 to 50) form an integral part of financial statements

As per our report of even date

For C S D and CO. LLP
Chartered Accountants
Firm Reg.No.- 024501N/N500074

CA Mayank Chawla
Partner
M.No.-554087

Place: Gurgaon
Date : 24.07.2026
UDIN: 26554087LVL2YG5386

For and on behalf of The Board of Directors

Vimla Bhandari
Director, PESL
DIN: 09376109
Place: Gurgaon
Date : 24.07.26

Sangeeta Edwards
Director, PESL
DIN: 09390841
Place: Gurgaon
Date : 24.07.26

Vikash Chandra Thakur
(Chief Financial Officer)
PAN: ABRPT5542L
Place: Gurgaon
Date : 24.07.26

POWERGRID Energy Services Limited
(A wholly owned subsidiary of POWERGRID)
Saudamini, Plot No. - 2, Sector - 29, Gurugram, Haryana, India, 122001
CIN U40100HR2022GOI102016
Statement of cash flows for the Year ended 31st March 2026

(₹ in Lakh)

Sl. No.	Particulars	For the year ended 31st March, 2026	For the year ended 31st March, 2025
A	**CASH FLOW FROM OPERATING ACTIVITIES**		
	Profit before tax	13,790.02	6,888.59
	Adjustments for:		
	Depreciation and Amortization	1,960.54	2.17
	Interest income from bank on deposits	(2,602.71)	(2,470.93)
	Finance Cost	5,730.70	650.16
	Interest Income on SCA Assets	(3,341.69)	(146.55)
	Provisions	1,333.99	1,012.41
		3,080.83	**(952.74)**
	Operating profit before Changes in Assets and Liabilities	**16,870.85**	**5,935.85**
	Adjustment for changes in Assets and Liabilities:		
	Increase/(Decrease) in Lease Liabilities (Current & Non Current)	-	1,533.12
	(Increase)/Decrease in Inventory	(25,261.15)	(33,085.41)
	(Increase)/Decrease in Trade Receivables	(6,223.81)	(6,126.13)
	(Increase)/Decrease in Other current financial assets	(10,090.02)	(1,495.51)
	(Increase)/Decrease in Other current assets	(12,355.72)	(5,127.65)
	(Increase)/Decrease in Other Non Current Financial Asset	(46,922.41)	(12,470.94)
	Increase/(Decrease) in Trade Payables	20,820.97	14,684.04
	Increase/(Decrease) in Other current financial liabilities	33,040.11	28,910.37
	Increase/(Decrease) in Other current liabilities	(7,661.89)	12,058.72
	Increase/(Decrease) in Other Non current financial liabilities	700.05	(7.43)
		(53,953.87)	**(1,126.82)**
	Cash generated from operations	(37,083.02)	4,809.03
	Direct Taxes (Paid)/Refund	(1,284.11)	(1,911.27)
	Net Cash Flow from operating activities	**(38,367.13)**	**2,897.76**
B	**CASH FLOW FROM INVESTING ACTIVITIES**		
	Property, Plant and Equipment including Capital work in progress (including advance for capital expenditure)	(2,578.17)	(53,211.85)
	Interest income from banks	1,335.34	1,075.35
	Interest Income on SCA Assets	2,273.85	146.55
	Bank Deposits made	(6,952.38)	(15,934.97)
	Net Cash used in Investing Activities	**(5,921.36)**	**(67,924.92)**
C	**CASH FLOW FROM FINANCING ACTIVITIES**		
	Proceeds from issue of shares	-	18,487.00
	Proceeds from non current Borrowings	50,532.23	48,342.87
	Finance Cost Paid	(4,939.70)	(1,809.81)
	Repayment of Lease Liabilities (including Interest)	(159.62)	-
	Dividend paid	(1,130.48)	-
	Net cash from financing activities	**44,302.43**	**65,020.06**
D	Net change in cash and cash equivalents (A+B+C)	13.94	(7.10)
E	Cash and cash equivalent (opening balance)	5.63	12.73
F	Cash and cash equivalent (Closing balance)	**19.57**	**5.63**

The accompanying notes (1 to 50) form an integral part of financial statements

Further notes:

Note 1 - Cash and cash equivalents consists of balances with banks and deposits with original maturity of upto three months.

Note 2 - Previous Year Figures have been re-grouped/re-arranged wherever necessary.





Note 3- Reconciliation between the opening and closing balances in the balance sheet for liabilities arising from financing activities:

(₹ in Lakh)

Particulars	Lease Obligation	Non-Current Borrowings#
As at 01st April 2025	**1,533.12**	**50,997.69**
Net Cash flows during the year	(159.62)	45,655.51
Non-Cash changes due to:		
- Adjustment/Acquisition under lease	107.80	
- Interest on Borrowings		**5,722.47**
As at 31st March 2026	**1,481.30**	**1,02,375.67**

(₹ in Lakh)

Particulars	Lease Obligation	Non-Current Borrowings#
As at 01st April 2024	-	**1,946.94**
Net Cash flows during the year	-	46,608.08
Non-Cash changes due to:		
- Adjustment/Acquisition under lease	1,533.12	
- Interest on Borrowings		2,442.67
As at 31st March 2025	**1,533.12**	**50,997.69**

Includes interest accrued on borrowings

As per our report of even date

For C S D and CO. LLP
Chartered Accountants
Firm Reg.No.- 024501N/N500074

CA Mayank Chawla
Partner
M.No.-554087

Place: Gurgaon
Date : 24.07.26
UDIN: 26554087AL2765386

For and on behalf of The Board of Directors

Vimla Bhandari
Director, PESL
DIN: 09376109
Place: Gurgaon
Date : 24.07.26

Sangeeta Edwards
Director, PESL
DIN: 09390841
Place: Gurgaon
Date : 24.07.26

Vikash Chandra Thakur
(Chief Financial Officer)
PAN: ABRPT5542L
Place: Gurgaon
Date : 24.07.26

POWERGRID Energy Services Limited
(A wholly owned subsidiary of POWERGRID)
Saudamini, Plot No. - 2, Sector - 29, Gurugram, Haryana, India, 122001
CIN U40100HR2022GOI102016
Statement of changes in Equity for the year ended 31st March, 2026

A. Equity Share Capital **(₹ in Lakh)**

Particulars	Total
As at 01st April, 2025	**28,262.00**
Changes during the year (refer note 14)	-
As at 31st March, 2026	**28,262.00**
Particulars	**Total**
As at 01st April, 2024	**9,775.00**
Changes during the year (refer note 14)	18,487.00
As at 31st March, 2025	**28,262.00**

B.Other Equity

(₹ in Lakh)

Particulars	Reserve & Surplus	Total
	Retained Earnings	
As at 01st April, 2025	4,996.81	4,996.81
Total Comprehensive income for the period	10,307.71	10,307.71
Final Dividend FY 24-25	(1,130.48)	(1,130.48)
As at 31st March, 2026	**14,174.04**	**14,174.04**

(₹ in Lakh)

Particulars	Reserve & Surplus	Total
	Retained Earnings	
As at 01st April, 2024	(125.64)	(125.64)
Total Comprehensive income for the period	5,122.45	5,122.45
As at 31st March, 2025	**4,996.81**	**4,996.81**

The accompanying notes (1 to 50) form an integral part of financial statements
Refer to Note 15 for Nature and movement of Other Equity

As per our report of even date

For C S D and CO. LLP
Chartered Accountants
Firm Reg.No.- 024501N/N500074

CA Mayank Chawla
Partner
M.No.-554087

Place: Gurgaon
Date : 24.07.26
UDIN: 26554087TLV4AG5386

For and on behalf of The Board of Directors

Vimla Bhandari
Director, PESL
DIN: 09376109
Place: Gurgaon
Date : 24.07.26

Sangeeta Edwards
Director, PESL
DIN: 09390841
Place: Gurgaon
Date : 24.07.26

Vikash Chandra Thakur
(Chief Financial Officer)
PAN: ABRPT5542L
Place: Gurgaon
Date : 24.07.26

Notes to Financial Statements

1. Corporate and General Information

POWERGRID Energy Services Limited ("the Company") is a **public** company domiciled and incorporated in India under the provisions of Companies Act and a wholly owned subsidiary of Power Grid Corporation of India Limited (POWERGRID). The registered office of the Company is situated at Saudamini, Plot No. - 2; Sector - 29, Gurugram, Haryana, 122001, India.

The company is engaged in business of investing and/or act as Project Management Consultant in new and emerging business areas viz. Energy Management, Transmission & Distribution business, Electric Vehicle charging infrastructure, Energy Storage, Smart Grid etc.

The financial statements of the company for the year ended 31 March 2026 were approved for issue by the Board of Directors on 24th July 2026.

2. Material Accounting Policy Information

A summary of the material accounting policy information applied in the preparation of the financial statements are as given below. These accounting policies have been applied consistently to all periods presented in the financial statements.

2.1 Basis of Preparation

i) Compliance with Ind AS

The financial statements are prepared in compliance with Indian Accounting Standards (Ind AS) notified under Section 133 of the Companies Act, 2013 (the Act), Companies (Indian Accounting Standards) Rules, 2015, the relevant provisions of the Companies Act, 2013 (to the extent notified), The Companies Act, 1956 and the provisions of Electricity Act, 2003, in each case, to the extent applicable and as amended thereafter.

ii) Basis of Measurement

The financial statements have been prepared on accrual basis and under the historical cost convention except certain financial assets and liabilities measured at fair value (Refer Note no. 2.12 for accounting policy regarding financial instruments).

iii) Functional and presentation currency

The financial statements are presented in Indian Rupees (Rupees or ₹), which is the Company's functional and presentation currency and all amounts are rounded to the nearest lakhs and two decimals thereof, except as stated otherwise.

iv) Use of estimates

The preparation of financial statements requires estimates and assumptions that affect the reported amount of assets, liabilities, revenue and expenses during the reporting period. Although, such estimates and assumptions are made on a reasonable and prudent basis taking into account all available information, actual results could differ from these estimates. The estimates and underlying assumptions are reviewed on an ongoing basis. Revisions to accounting estimates are recognized in the period in which the estimate is revised if the revision effects only that period or in the period of the revision and future periods if the revision affects both current and future years (refer Note no. 3 on critical accounting estimates, assumptions and judgments).





v) **Current and non-current classification**

The Company presents assets and liabilities in the balance sheet based on current/non-current classification.

An asset is current when it is:

• Expected to be realized or intended to be sold or consumed in normal operating cycle;

• Held primarily for the purpose of trading;

• Expected to be realized within twelve months after the reporting period; or

• Cash or cash equivalent unless restricted from being exchanged or used to settle a liability for at least twelve months after the reporting period.

All other assets are classified as non-current.

A liability is current when:

• It is expected to be settled in normal operating cycle;

• It is held primarily for the purpose of trading;

• It is due to be settled within twelve months after the reporting period; or

• There is no right at the reporting period to defer settlement of the liability for at least twelve months after the reporting period.

All other liabilities are classified as non-current.

Deferred tax assets/liabilities are classified as non-current.

The Company recognizes twelve months period as its operating cycle.

2.2 Property, Plant and Equipment

Initial Recognition and Measurement

Property, Plant and Equipment is initially measured at cost of acquisition/construction including any costs directly attributable to bringing the asset to the location and condition necessary for it to be capable of operating in the manner intended by management. After initial recognition, Property, Plant and Equipment is carried at cost less accumulated depreciation / amortization and accumulated impairment losses, if any.

In the case of commissioned assets, deposit works/cost- plus contracts where final settlement of bills with contractors is yet to be effected, capitalization is done on provisional basis subject to necessary adjustments in the year of final settlement.

The cost of land includes provisional deposits, payments/liabilities towards compensation, rehabilitation and other expenses wherever possession of land is taken.

Expenditure on leveling, clearing and grading of land if incurred for construction of building is capitalized as part of cost of the related building.

The acquisition or construction of some items of property, plant and equipment although not directly increasing the future economic benefits of any particular existing item of property, plant and equipment, may be necessary for the company to obtain future economic benefits from its other assets. Such items are recognized as property, plant and equipment





Subsequent costs

Subsequent expenditure is recognized as an increase in carrying amount of assets when it is probable that future economic benefits deriving from the cost incurred will flow to the company and cost of the item can be measured reliably.

The cost of replacing part of an item of Property, Plant & Equipment is recognised in the carrying amount of the item if it is probable that future economic benefits embodied within the part will flow to the company and its cost can be measured reliably. The carrying amount of the replaced part is derecognised. If the cost of the replaced part or earlier inspection component is not available, the estimated cost of similar new parts/inspection component is used as an indication of what the cost of the existing part/ inspection component was when the item was acquired or inspection was carried out.

The costs of the day-to-day servicing of property, plant and equipment are recognised in the Statement of Profit & Loss as incurred.

Derecognition

An item of Property, Plant and Equipment is derecognize on disposal or when no future economic benefits are expected from its use or disposal.

The gain or loss arising from derecognition of an item of property, plant and equipment is determined as the difference between the net disposal proceeds and the carrying amount of the asset and is recognised in the Statement of Profit and Loss on the date of derecognition.

2.3 Capital Work-In-Progress (CWIP)

Cost of material, erection charges and other expenses incurred for the construction of Property, Plant and Equipment are shown as CWIP based on progress of erection work till the date of capitalization.

Expenditure of office and Projects, directly attributable to construction of property, plant and equipment are identified and allocated on a systematic basis to the cost of the related assets.

Interest during construction and expenditure (net) allocated to construction as per policy above are kept as a separate item under CWIP and apportioned to the assets being capitalized in proportion to the closing balance of CWIP.

Deposit works/cost-plus contracts are accounted for on the basis of statement received from the contractors or technical assessment of work completed.

Unsettled liability for price variation/exchange rate variation in case of contracts is accounted for on estimated basis as per terms of the contracts.

2.4 Intangible Assets and Intangible Assets under development

Intangible assets are measured on initial recognition at cost. After initial recognition, intangible assets are carried at cost less any accumulated amortisation and accumulated impairment losses.

Subsequent expenditure on already capitalized Intangible assets is capitalised when it increases the future economic benefits embodied in an existing asset and is amortised prospectively.

The cost of software (which is not an integral part of the related hardware) acquired for internal use and resulting in significant future economic benefits is recognized as an intangible asset when the same is ready for its use.

Expenditure incurred, eligible for capitalization under the head Intangible Assets, are carried as "Intangible Assets under Development" till such assets are ready for their intended use.

Expenditure on research is recognised as an expense when it is incurred.





Expenditure on development activities shall be recognised as Intangible asset if it meets the eligibility criteria as per Ind AS 38 'Intangible Assets', otherwise it shall be recognised as an expense.

An item of Intangible asset is derecognised upon disposal or when no future economic benefits are expected from its use or disposal. Gains or losses arising from derecognition of an intangible asset are measured as the difference between the net disposal proceeds and the carrying amount of the asset and are recognised in the Statement of Profit and Loss when the asset is derecognised.

2.5 Depreciation / Amortisation

Property, Plant and Equipment

Depreciation/amortisation on the items of property, plant and equipment is provided on straight line method as per useful life specified in Schedule II of the Companies Act, 2013, except for the following items of property, plant and equipment on which depreciation is provided based on estimated useful life as per technical assessment.

Particulars	Useful life
a. Computers & Peripherals	3 years
b. Servers & Network Components	5 years
c. Solar PV Project Equipment	25 Years
d. Battery Energy Storage Systems	12 Years
d. Buildings (RCC frame structure)	35 years

Depreciation on spares parts, standby equipment and servicing equipment which are capitalized, is provided on straight line method from the date they are available for use over the remaining useful life of the related assets.

Residual value is considered as 5% of the Original Cost for all items of Property, Plant and Equipment in line with Companies Act, 2013 except for
(i) Solar PV Project Equipment including Solar Panels for which residual value is considered as 10%

(ii) Computers and Peripherals and Servers and Network Components for which residual value is considered as Nil.

(iii) Battery Energy Storage System for which residual value is considered as 10%.

Property, plant and equipment costing ₹5,000/- or less, are fully depreciated in the year of acquisition.

Where the cost of depreciable property, plant and equipment has undergone a change due to increase/decrease in long term monetary items on account of exchange rate fluctuation, price adjustment, change in duties or similar factors, the unamortized balance of such asset is depreciated prospectively.

Depreciation on additions to/ deductions from Property, Plant and Equipment during the year is charged on pro-rata basis from/up to the date on which the asset is available for use/ disposed.

The residual values, useful lives and methods of depreciation for items of property, plant and equipment are reviewed at each financial year-end and adjusted prospectively, wherever required.

Right of Use Assets:

Right of Use assets are fully depreciated from the lease commencement date on a straight line basis over the lease term.

Leasehold land is fully amortized over lease period or useful life of the related plant whichever is lower. Leasehold land acquired on perpetual lease is not amortized.





Intangible Assets

Cost of software capitalized as intangible asset is amortized over the period of legal right to use or 3 years, whichever is less with Nil residual value.

Amortisation on additions to/ deductions from Intangible Assets during the year is charged on pro-rata basis from/up to the date on which the asset is available for use/ disposed.

The amortization period and the amortization method for intangible assets is reviewed at each financial year-end and are accounted for as change in accounting estimates in accordance with Ind AS 8 "Accounting Policies, Changes in Accounting Estimates and Errors".

2.6 Borrowing Costs

Borrowing costs directly attributable to the acquisition or construction of qualifying assets are capitalized (net of income on temporary deployment of funds) as part of the cost of such assets till the assets are ready for the intended use. Qualifying assets are assets which take a substantial period of time to get ready for their intended use.

All other borrowing costs are recognised in Statement of Profit and Loss in the period in which they are incurred.

2.7 Impairment of non-financial assets

The carrying amounts of the Company's non-financial assets are reviewed at each reporting date to determine whether there is any indication of impairment considering the provisions of Ind AS 36 'Impairment of Assets'. If any such indication exists, then the asset's recoverable amount is estimated.

The recoverable amount of an asset or cash-generating unit is the higher of its fair value less costs to disposal and its value in use. In assessing value in use, the estimated future cash flows are discounted to their present value using a pre-tax discount rate that reflects current market assessments of the time value of money and the risks specific to the asset for which the estimates of future cash flows have not been adjusted. For the purpose of impairment testing, assets that cannot be tested individually are grouped together into the smallest group of assets that generates cash inflows from continuing use that are largely independent of the cash inflows of other assets or groups of assets (the "cash-generating unit", or "CGU").

An impairment loss is recognized if the carrying amount of an asset or its CGU exceeds its estimated recoverable amount. Impairment losses are recognized in the statement of profit and loss. Impairment losses recognized in respect of CGUs are reduced from the carrying amounts of the assets of the CGU.

Impairment losses recognized in prior periods are assessed at each reporting date for any indications that the loss has decreased or no longer exists. An impairment loss is reversed if there has been a change in the estimates used to determine the recoverable amount. An impairment loss is reversed only to the extent that the asset's carrying amount does not exceed the carrying amount that would have been determined, net of depreciation or amortization, if no impairment loss had been recognized.

2.8 Cash and cash equivalents

Cash and cash equivalents include cash on hand and at bank, and deposits held at call with banks having a maturity of three months or less from the date of acquisition that are readily convertible to a known amount of cash and are subject to an insignificant risk of changes in value.

2.9 Inventories

Inventories are valued at lower of the cost, determined on weighted average basis and net realizable value.

Spares held for use/consumption for operation and maintenance of assets of customers are included in inventories and recognized as expense on consumption.

Spares which do not meet the recognition criteria as Property, Plant and Equipment are recorded as inventories.

Surplus materials as determined by the management are held for intended use and are included in the inventory.

The diminution in the value of obsolete/unserviceable/surplus stores and spares and non-moving unserviceable inventories is ascertained on review and provided for.

2.10 Leases

Lease is a contract that conveys the right to control the use of an identified asset for a period of time in exchange for consideration.

To assess whether a contract conveys the right to control the use of an identified asset, the Company assesses whether: (i) the contract involves use of an identified assets, (ii) the customer has substantially all the economic benefits from the use of the asset through the period of the lease and (iii) the customer has the right to direct the use of the asset.

i) As a Lessee

At the date of commencement of the lease, the Company recognises a right-of-use asset (ROU) and a corresponding lease liability for all lease arrangements in which it is a lessee, except for lease with a term of twelve months or less (i.e. short-term leases) and leases for which the underlying asset is of low value. For these short-term and leases for which the underlying asset is of low value, the Company recognizes the lease payments on straight-line basis over the term of the lease.

Certain lease arrangements include the option to extend or terminate the lease before the end of the lease term. ROU assets and lease liabilities includes these options when it is reasonably certain that they will be exercised.

The right-of-use assets are initially recognized at cost, which comprises the amount of the initial measurement of the lease liability adjusted for any lease payments made at or before the inception date of the lease along with any initial direct costs, restoration obligations and lease incentives received.

Subsequently, the right-of-use assets is measured at cost less any accumulated depreciation, accumulated impairment losses, if any and adjusted for any remeasurement of the lease liability. The Company applies Ind AS 36 to determine whether a ROU asset is impaired and accounts for any identified impairment loss as described in the accounting policy 2.7 on "Impairment of non-financial assets".

The lease liability is initially measured at present value of the lease payments that are not paid at that date.

The interest cost on lease liability is expensed in the Statement of Profit and Loss, unless eligible for capitalization as per accounting policy 2.6 on "Borrowing costs".

Lease liability and ROU asset have been separately presented in the financial statements and lease payments have been classified as financing cash flows.

ii) **As a Lessor**

A lease is classified at the inception date as a finance lease or an operating lease.

a) Finance leases

A lease that transfers substantially all the risks and rewards incidental to ownership of an asset is classified as a finance lease.

Net investment in leased assets is recorded at the lower of the fair value of the leased property and the present value of the minimum lease payments as Lease Receivables under current and non-current other financial assets.

The interest element of lease is accounted in the Statement of Profit and Loss over the lease period based on a pattern reflecting a constant periodic rate of return on the net investment.

b) Operating leases

An operating lease is a lease other than a finance lease. Leases in which a significant portion of the risks and rewards of ownership are retained by the lessor are classified as operating leases.

For operating leases, the asset is capitalized as property, plant and equipment and depreciated over its economic life. Rental income from operating lease is recognized over the term of the arrangement.

2.11 Employee Benefits

2.11.1 Defined contribution plans

A defined contribution plan is a post-employment benefit plan under which an entity pays fixed contributions into separate entities (Funds) and will have no legal or constructive obligation to pay further contributions, if the Fund does not hold sufficient assets to pay all employee's benefits related to employee service in the current and prior periods. Obligations for contribution to defined contribution plans are recognised as an employee benefits expense in the statement of profit and loss in the period during which services are rendered by employees.

Company deducts and deposits fixed contribution of 12% to Provident Fund to EPFO. The contributions to the fund for the year are recognized as expense and are charged to the statement of profit and loss. The obligation of the Company is limited to such fixed contributions to EPFO only.

2.11.2 Defined benefit plans

A defined benefit plan is a post-employment benefit plan other than a defined contribution plan. The Company's liability towards gratuity, post-retirement medical facility, baggage allowance for settlement at hometown after retirement, acknowledgement of service on retirement. The Company has Post-Retirement Medical Facility (PRMF), under which retired employee and the spouse are provided medical facilities in the Company empanelled/non-empanelled hospitals. They can also avail treatment as outpatient subject to a ceiling fixed by the Company.

The Company's net obligation in respect of defined benefit plans is calculated separately for each plan by estimating the amount of future benefit that employees have earned in return for their service in the current and prior periods; that benefit is discounted to determine its present value. Any unrecognised past service costs and the fair value of any plan assets are deducted. The discount rate is based on the prevailing market yields of Indian government securities as at the reporting date that have maturity dates approximating the terms of the Company's obligations and that are denominated in the same currency in which the benefits are expected to be paid.

The calculation is performed annually by a qualified actuary using the projected unit credit method. When the calculation results in a benefit to the Company, the recognised asset is limited to the total of any unrecognised past service costs and the present value of economic benefits available in the form of any future refunds from the plan or reductions in future contributions to the plan. An economic benefit is available to the Company if it is realisable during the life of the plan, or on settlement of the plan liabilities. Any actuarial gains or losses are recognised in OCI in the period in which they arise and subsequently not reclassified to profit or loss.

When the benefits of a plan are improved, the portion of the increased benefit relating to past service by employees is recognised in the statement of profit and loss on a straight-line basis over the average period until the benefits become vested. To the extent that the benefits vest immediately, the expense is recognised immediately in the statement of profit and loss.

2.11.3 Other long-term employee benefits

Benefits under the Company's leave encashment and employee family economic rehabilitation scheme constitute other long term employee benefits.

The Company's net obligation in respect of leave encashment is the amount of future benefit that employees have earned in return for their service in the current and prior periods; that benefit is discounted to determine its present value. The discount rate is based on the prevailing market yields of Indian government securities as at the reporting date that have maturity dates approximating the terms of the Company's obligations. The calculation is performed

C S D AND CO LLP Chartered Accountants
POWERGRID ENERGY SERVICES LTD PESL

using the projected unit credit method. Any actuarial gains or losses are recognised in the statement of profit and loss in the period in which they arise.

As per 'Employee Family Economic Rehabilitation Scheme', which is optional, in the event of death or permanent total disability of an employee, the dependent(s) or the employee, as the case may be, is paid a fixed amount based on the last salary drawn by the employee till the notional date of superannuation of the employee upon depositing the final provident fund and gratuity amount which will be interest free.

2.11.4 Short-term benefits

Short term employee benefit obligations are measured on an undiscounted basis and are expensed as the related service is provided. A liability is recognised for the amount expected to be paid under performance related pay if the Company has a present legal or constructive obligation to pay this amount as a result of past service provided by the employee and the obligation can be estimated reliably

2.12 Financial Instruments

A financial instrument is any contract that gives rise to a financial asset of one entity and a financial liability or equity instrument of another entity.

Financial Assets

Classification

The Company classifies its financial assets in the following categories:
- at amortized cost,
- at fair value through other comprehensive income
- at fair value through profit & loss

The classification depends on the following:
- the entity's business model for managing the financial assets and
- the contractual cash flow characteristics of the financial asset

Initial recognition and measurement

All financial assets are recognised initially at fair value plus, in the case of financial assets not recorded at fair value through profit or loss, transaction costs, if any, that are attributable to the acquisition of the financial asset. However, trade receivables that do not contain a significant financing component are measured at transaction prices.

Subsequent Measurement

Debt Instruments at Amortised cost: Assets that are held for collection of contractual cash flows where those cash flows represent solely payments of principal and interest are measured at amortised cost. A gain or loss on a debt investment that is subsequently measured at amortised cost is recognised in profit or loss when the asset is derecognised or impaired. Interest income from these financial assets is included in finance income using the effective interest rate method.

Debt Instruments at Fair value through other comprehensive income (FVOCI): Assets that are held for collection of contractual cash flows and for selling the financial assets, where the assets' cash flows represent solely payments of principal and interest, are measured at fair value through other comprehensive income (FVOCI). On derecognition of the asset, cumulative gain or loss previously recognised in OCI is reclassified from the equity to profit and loss. Interest income from these financial assets is included in finance income using the effective interest rate method.

Debt instruments at Fair value through profit or loss (FVPL): Assets that do not meet the criteria for amortised cost or FVOCI are measured at fair value through profit or loss. Interest income and net gain or loss on a debt instrument that is subsequently measured at FVPL are recognised in statement of profit and loss and presented within other income in the period in which it arises.

Equity Investments

All equity investments in scope of Ind AS 109 'Financial Instruments' are measured at fair value. The company may, on initial recognition, make an irrevocable election to present subsequent changes in the fair value in other comprehensive income (FVOCI) on an instrument by-instrument basis.
For equity instruments classified as at FVOCI, all fair value changes on the instrument, excluding dividends are recognized in the OCI. There is no recycling of the amounts from OCI to Profit or Loss, even on sale of investment. However, the Company may transfer the cumulative gain or loss within equity.

Derecognition of financial assets

A financial asset is derecognized only when

i) The right to receive cash flows from the asset have expired, or

ii) a) The company has transferred the rights to receive cash flows from the financial asset (or) retains the contractual rights to receive the cash flows of the financial assets, but assumes a contractual obligation to pay the cash flows to one or more recipients and

b) the company has transferred substantially all the risks and rewards of the asset (or) the company has neither transferred nor retained substantially all the risks and rewards of the asset, but has transferred control of the asset.

The difference between the carrying amount and the amount of consideration received/receivable is recognised in the statement of Profit and Loss.

Impairment of financial assets:

For trade receivables and Contract assets, the company applies the simplified approach required by Ind AS 109 Financial Instruments, which requires expected lifetime losses to be recognized from initial recognition of the receivables.

For recognition of impairment loss on other financial assets and risk exposure, the company determines whether there has been a significant increase in credit risk since initial recognition. If credit risk has not increased significantly, 12-month ECL is used to provide for impairment loss. However, if credit risk has increased significantly, lifetime ECL is used. If, in a subsequent period, credit quality of the instrument improves such that there is no longer a significant increase in credit risk since initial recognition, then the entity reverts to recognizing impairment loss allowance based on 12 -Month ECL.

Financial Liabilities
Financial liabilities of the Company are contractual obligations to deliver cash or another financial asset to another entity or to exchange financial assets or financial liabilities with another entity under conditions that are potentially unfavorable to the Company.

The Company's financial liabilities include loans and borrowings, trade, and other payables. **Classification, initial recognition and measurement**

Financial liabilities are recognized initially at fair value minus, in the case of financial liabilities not recorded at fair value through profit or loss, transaction costs that are directly attributable to the issue of financial liabilities.

Subsequent measurement

After initial recognition, financial liabilities are subsequently measured at amortised cost using the EIR method. Amortized cost is calculated by taking into account any discount or premium on acquisition and fees or costs that are an integral part of the effective interest rate (EIR). Any difference between the proceeds (net of transaction costs) and the redemption amount is recognised in the Statement of Profit and Loss over the period of the borrowings using the EIR. Gains and losses are recognized in the Statement of Profit and Loss when the liabilities are derecognized.





The EIR amortization is included as finance costs in the Statement of Profit and Loss.

Derecognition of financial liability

A financial liability is derecognized when the obligation under the liability is discharged or cancelled or expires. When an existing liability is replaced by another from the same lender on substantially different terms, or the terms of an existing liability are substantially modified, such an exchange or modification is treated as the derecognition of the original liability and the recognition of a new liability. The difference between the carrying amount of a financial liability that has been extinguished or transferred to another party and the consideration paid, including any non-cash assets transferred or liabilities assumed, is recognized in the Statement of Profit and Loss as other income or finance cost.

Offsetting of financial instruments

Financial assets and financial liabilities are offset and the net amount is reported in the Balance Sheet if there is a currently enforceable legal right to offset the recognised amounts and there is an intention to settle on a net basis, to realize the assets and settle the liabilities simultaneously.

2.13 Foreign Currency Translation

(a) Functional and presentation currency

Items included in the financial statements of the Company are measured using the currency of the primary economic environment in which the Company operates ('the functional currency'). The financial statements are presented in Indian Rupees (Rupees or ₹), which is the Company's functional and presentation currency.

(b) Transactions and balances

Transactions in foreign currencies are initially recorded at the exchange rates prevailing on the date of the transaction. Foreign currency monetary items are translated with reference to the rates of exchange ruling on the date of the Balance Sheet. Non-Monetary items denominated in foreign currency are reported at the exchange rate ruling on the date of initial recognition of the non-monetary prepayment asset or deferred income liability, or the date that related item is recognized in the financial statements, whichever is earlier. In case the transaction is recognized in stages, then transaction date is established for each stage. Exchange differences arising from foreign currency translation are recognized in the Statement of Profit and Loss..

2.14 Income Tax

Income tax expense represents the sum of current and deferred tax. Tax is recognised in the Statement of Profit and Loss, except to the extent that it relates to items recognised directly in equity or other comprehensive income. In this case the tax is also recognised directly in equity or in other comprehensive income.

Current income tax

The Current Tax is based on taxable profit for the year under the tax laws enacted and applicable to the reporting period in the countries where the company operates and generates taxable income and any adjustment to tax payable in respect of previous years.

Deferred tax

Deferred tax is recognised on temporary differences between the carrying amounts of assets and liabilities in the company's financial statements and the corresponding tax bases used in the computation of taxable profit and is accounted for using the Balance Sheet method. Deferred tax assets are generally recognised for all deductible temporary differences, unused tax losses and unused tax credits to the extent that it is probable that future taxable profits will be available against which those deductible temporary differences, unused tax losses and unused tax credits can be utilised. The carrying amount of deferred tax assets is reviewed at each Balance Sheet date and reduced to the extent that it is

S D AND CO. LLP Chartered Accountants
POWERGRID ENERGY SERVICES LTD. PESL

no longer probable that sufficient taxable profits will be available against which the temporary differences can be utilised.

Deferred tax assets and liabilities are measured at the tax rates that are expected to apply in the period in which the liability is settled or the asset realised, based on tax rates (and tax laws) that have been enacted or substantively enacted by the Balance Sheet date.

Deferred tax assets and liabilities are offset if there is a legally enforceable right to offset current tax liabilities and assets, and they relate to income taxes levied by the same tax authority.

2.15 Revenue

Revenue is measured based on the transaction price to which the company expects to be entitled in a contract with a customer and excludes amounts collected on behalf of third parties. The Company recognizes revenue when it transfers control of a product or service to a customer.

Significant Financing Component

Where the period between the transfer of the promised goods or services to the customer and payment by the customer exceeds one year, the Company assesses the effects of significant financing component in the contract. As a consequence, the Company makes adjustment in the transaction prices for the effects of time value of money.

2.15.1 Revenue from Operations

i) **Service Concession Arrangement (SCA)**

The service concession arrangement have been accounted for under the financial assets model. Revenue and Costs are allocated between "construction services" and "operation and maintenance services" and are accounted separately. The company recognizes financial assets arising from service concession arrangement to the extent it has an unconditional contractual right to receive payment. Financial Asset are recognized initially at fair value. Contract Cost is recognized as the total cost incurred towards the financial assets. Contract revenue represents revenue from contracts wherein the performance obligation is satisfied over a period of time and revenue is recognized by applying a specified margin, if any, on the total cost incurred towards the financial assets.

Subsequent to initial recognition financial assets are recognized as amortized cost. Company unwinds financial assets and records the resulting interest as other operating revenue.

ii) **Revenue from Sale of Energy**

Sale of Energy is recognized based on the rates, terms & conditions mutually agreed with the beneficiaries. As at each reporting date, revenue from sale of energy includes an accrual for sales delivered to beneficiaries but not yet billed i.e. contract assets/ unbilled revenue. Rebates allowed to beneficiaries as early payment incentives are deducted from the amount of revenue.

iii) **Revenue from rendering of services other than SCA and sale of energy**

Revenue from services rendered over a period of time, such as maintenance contracts, are recognised on straight line basis over the period of the performance obligation or as per the terms of the contract with the customer.

Revenue from construction/installation contracts is recognised in proportion to the stage of completion of the work performed, as per technical assessment of progress of services rendered, at the reporting date, which is determined based on input method.

As at each reporting date, income includes an accrual for services rendered to the customers but not yet billed.

Rebates on early payment are deducted from the amount of revenue and other variable considerations like incentives and performance bonuses are included in revenue

S. D. AND CO. LLP Chartered Accountants Gurgaon

POWERGRID NERSS SERVICES LTD

2.15.2 Other Income

Interest income is recognized, when no significant uncertainty as to measurability or collectability exists, on a time proportion basis taking into account the amount outstanding and the applicable interest rate, using the effective interest rate method (EIR).

Surcharge recoverable from trade receivables, liquidated damages, warranty claims and interest on advances to suppliers are recognized when no significant uncertainty as to measurability and collectability exists.

Income from Scrap generated from property, plant and equipment is accounted for as and when sold.

Insurance claims for loss of profit are accounted for in the year of acceptance. Other insurance claims are accounted for based on certainty of realisation.

Dividend income is recognized when right to receive payment is established

Revenue from rentals and operating leases is recognized on an accrual basis in accordance with the substance of the relevant agreement.

2.16 Government Grants

Grants-in-aid from Central Government or other authorities towards capital expenditure for projects, betterment of transmission systems, to boost battery Storage Projects to expand renewable energy capacity and specific depreciable assets initially are treated as deferred income when there is a reasonable assurance that they will be received and the Company will comply with the conditions associated with the grant. Deferred Income is recognized in the Statement of Profit and Loss over the useful life of related asset in proportion to which depreciation on these assets is provided. In case of non-monetary government grants, both asset and grant are recorded at nominal value.

Grants that compensate the Company for expenses incurred recognized over the period in which the related costs are incurred and deducted from the related expenses.

2.17 Dividends

Annual dividend distribution to the shareholders is recognised as a liability in the period in which the dividends are approved by the shareholders. Any interim dividend paid is recognised on approval by Board of Directors. Dividend payable is recognised directly in equity.

2.18 Provisions and Contingencies

a) Provisions

Provisions are recognised when the Company has a present obligation (legal or constructive) as a result of a past event, it is probable that an outflow of resources embodying economic benefits will be required to settle the obligation and a reliable estimate can be made of the amount of the obligation. If the effect of the time value of money is material, provisions are discounted. Unwinding of the discount is recognised in the Statement of Profit and Loss as a finance cost. Provisions are reviewed at each Balance Sheet date and are adjusted to reflect the current best estimate.

Provision for warranties:

Provision is made for estimated liability in respect of warranty cost in the year of service. Warranty costs are estimated by the Management on the basis of a technical evaluation and based on specific warranties, claims and claim history.

Provision for warranty is expected to be utilised over a period of one to thirty years

b) Contingencies

Contingent liabilities are disclosed on the basis of judgment of the management / independent experts. These are reviewed at each balance sheet date and are adjusted to reflect the current management estimate.

Contingent liabilities are disclosed when there is a possible obligation arising from past events, the existence of which will be confirmed only by the occurrence or non-occurrence of one or more uncertain future events not wholly within the control of the Company or a present obligation that arises from past events where it is either not probable that an outflow of resources will be required to settle or a reliable estimate of the amount cannot be made. Information on contingent liability is disclosed in the Notes to the Financial Statements.

Contingent assets are possible assets that arise from past events and whose existence will be confirmed only by the occurrence or non-occurrence of one or more uncertain future events not wholly within the control of the Company. Contingent assets are disclosed in the financial statements when inflow of economic benefits is probable on the basis of judgment of management. These are assessed continually to ensure that developments are appropriately reflected in the financial statements.

2.19 Share capital and Other equity

Ordinary shares are classified as equity.

Incremental costs directly attributable to the issue of new shares are shown in equity as a deduction, net of tax, from the proceeds.

2.20 Prior Period Items

Material prior period errors are corrected retrospectively by restating the comparative amounts for prior period presented in which the error occurred or if the error occurred before the earliest period presented, by restating the opening Balance Sheet.

2.21 Earning per share

Basic earnings per share is computed using the net profit or loss for the year attributable to the shareholders and weighted average number of shares outstanding during the year.

Diluted earnings per share is computed using the net profit or loss for the year attributable to the shareholders and weighted average number of equity and potential equity' shares outstanding during the year, except where the result would be anti-dilutive.

2.22 Statement of Cash Flows

Statement of Cash Flows is prepared as per indirect method prescribed in the Ind AS 7 'Statement of Cash Flows'.

3 Critical Estimates and Judgments

The preparation of financial statements requires the use of accounting estimates which may significantly vary from the actual results. Management also needs to exercise judgment while applying the company's accounting policies.

This note provides an overview of the areas that involved a higher degree of judgment or complexity, and of items which are more likely to be materially adjusted due to estimates and assumptions turning out to be different than those originally assessed.

The areas involving critical estimates or judgments are:

Estimation of defined benefit obligation:

Estimation of defined benefit obligation involves certain significant actuarial assumptions which are listed in Note 33.

Estimates and judgments are periodically evaluated. They are based on historical experience and other factors, including expectations of future events that may have a financial impact on the company and that are believed to be reasonable under the circumstances.

Useful life of property, plant and equipment

The estimated useful life of property, plant and equipment is based on a number of factors including the effects of obsolescence, demand, competition and other economic factors (such as the stability of the industry and known technological advances) and the level of maintenance expenditures required to obtain the expected future cash flows from the asset.

The Company reviews at the end of each reporting date the useful life of plant and equipment and is adjusted prospectively, if appropriate.

Provision for warranties:

Provision is estimated in respect of warranty cost in the year of service and it represents the management's best estimate of the future outflow of economic benefit that will be required under the Company's obligation for warranties. It is estimated by the management on the basis of a technical evaluation and based on specific warranties, claims and claim history. The determination of provision for warranties takes into account assumptions which is a subject matter of judgement.

Provisions and contingencies

The assessments undertaken in recognizing provisions and contingencies have been made in accordance with Ind AS 37, 'Provisions, Contingent Liabilities, and Contingent Assets'. The evaluation of the likelihood of the contingent events has required the best judgment by management regarding the probability of exposure to potential loss. Should circumstances change following unforeseeable developments, this likelihood could alter.

Income Taxes

Significant estimates are involved in determining the provision for current and deferred tax, including amount expected to be paid/recovered for uncertain tax positions.

Under Income Tax Act, 1961, there is no concept of Financial Assets Model and accordingly Management is of opinion that where Company acquires Assets for implementation of infrastructure facilities and Assets are transferred to the concessionaire at the end of agreement period, depreciation will be claimed under section 32 of Income Tax Act, 1961 for the cost of Infrastructure. However, cost allocable towards annual O&M expenditure will be accounted for in the year in which they are incurred.

C S D AND CO LLP Chartered Accountants

POWERGRID ENERGY SERVICES LTD. पीईएसएल PESL

POWERGRID Energy Services Limited
(A wholly owned subsidiary of POWERGRID)
Saudamini, Plot No. - 2, Sector - 29, Gurugram, Haryana, India, 122001
CIN U40100HR2022GOI102016

Note 4 / Property, Plant and Equipment

(₹ in Lakh)

Particulars	Cost					Accumulated Depreciation					Net Book Value	
	As at 01st April, 2025	Additions during the period	Disposal	Adjustment During the year	As at 31st March 2026	As at 01st April, 2025	Additions during the period	Disposal	Adjustment During the year	As at 31st March 2026	As at 31st March 2026	As at 31st March 2025
Plants and Equipments (including associated civil works)												
- Solar Project		55,682.88			55,682.88		1,878.26			1,878.26	53,804.62	-
Furniture Fixtures	0.82	3.06			3.88	0.04	0.23			0.27	3.61	0.78
Office Equipment	3.07	6.14			9.21	0.43	1.31			1.74	7.47	2.64
Electronic Data Processing & Word Processing Machines	9.89	19.50			29.39	1.70	5.22			6.92	22.47	8.19
Workshop & Testing Equipments		332.77			332.77		10.07			10.07	322.70	-
Right-of-use (ROU) Assets												
ROU Assets- Leasehold Land	1,458.09	-			1,458.09	38.83	58.33			97.16	1,360.93	1,419.26
ROU Assets- Bay		288.21			288.21	-	10.80			10.80	277.41	-
Total	**1,471.87**	**56,332.56**	-	-	**57,804.43**	**41.00**	**1,964.22**	-	-	**2,005.22**	**55,799.21**	**1,430.87**

(₹ in Lakh)

Particulars	Cost					Accumulated Depreciation					Net Book Value	
	As at 01st April, 2024	Additions during the period	Disposal	Adjustment During the year	As at 31st March 2025	As at 01st April, 2024	Additions during the period	Disposal	Adjustment During the year	As at 31st March 2025	As at 31st March 2025	As at 31st March 2024
Plants and Equipments (including associated civil works)												
Furniture Fixtures		0.82			0.82		0.04			0.04	0.78	-
Office Equipment		3.07			3.07		0.43			0.43	2.64	
Electronic Data Processing & Word Processing Machines		9.89			9.89		1.70			1.70	8.19	-
Right-of-use (ROU) Assets												
ROU Assets- Leasehold Land		1,458.09			1,458.09		38.83			38.83	1,419.26	-
Total	-	**1,471.87**	-	-	**1,471.87**	-	**41.00**	-	-	**41.00**	**1,430.87**	-

CSD AND CO LLP Chartered Accountants Gurugram

POWERGRID ENERGY SERVICES LTD. PESL

POWERGRID Energy Services Limited
(A wholly owned subsidiary of POWERGRID)
Saudamini, Plot No. - 2, Sector - 29, Gurugram, Haryana, India, 122001
CIN U40100HR2022GOI102016

Note 5 / Capital Work in Progress

(₹ in Lakh)

Particulars	As at 01st April, 2025	Additions during the period	Adjustments	Capitalized during the period	As at 31st March 2026
	A	B	C	D	E= (A+B-C-D)
Plants and Equipments (including associated civil works)					-
a) Sub-Station	40.14		40.14		0.00
b) Solar	48,224.69	4,191.21		52,415.90	-
c) BESS	-	358.20	-	-	358.20
Construction Stores (net of Provision)	2,059.69		2,016.08	-	43.61
Expenditure during construction (net)	3,103.32	163.66		3,266.98	-0.00
					-
Total	**53,427.84**	**4,713.07**	**2,056.22**	**55,682.88**	**401.81**

(₹ in Lakh)

Particulars	As at 01st April, 2024	Additions during the period	Adjustments	Capitalized during the period	As at 31st March, 2025
	A	B	C	D	E= (A+B-C-D)
Plants and Equipments (including associated civil works)	-	-	-	-	-
a) Sub-Station	-	40.14	-	-	40.14
b) Solar	-	48,224.69	-	-	48,224.69
Construction Stores (net of Provision)	13,634.67	-	11,574.98	-	2,059.69
Expenditure during construction (net)	767.40	2,335.92	-	-	3,103.32
Total	**14,402.07**	**50,600.75**	**11,574.98**	**-**	**53,427.84**

Note 5A / Capital Work in Progress

(₹ in Lakh)

Particulars	As at 31st March 2026	As at 31st March 2025
Construction Stores		
Towers	36.21	-
Conductors	2.32	69.60
Other Line Material	5.08	19.33
Sub-Station Equipments	-	938.70
ULDC Material		664.94
Others	-	367.12
Total	**43.61**	**2,059.69**
Construction Stores include:		
i) Material In Transit		
Others		
Total	**-**	**-**
Towers	36.21	-
Conductors	2.32	69.60
Other Line Material	5.08	19.33
Sub-Station Equipments	-	938.70
Smart Metering Equipments	-	664.94
Others	-	367.12
Total	**43.61**	**2,059.69**

POWERGRID ENERGY SERVICES LTD. पीईएसएल PESL

C S D AND CO. LLP Gurgaon Chartered Accountants

POWERGRID Energy Services Limited
(A wholly owned subsidiary of POWERGRID)
Saudamini, Plot No. - 2, Sector - 29, Gurugram, Haryana, India, 122001
CIN U40100HR2022GOI102016

Note 6/Other non-current financial assets

(₹ in Lakh)

	Particulars	As at 31.03.2026	As at 31.03.2025
	Service Concession Arrangement Asset	59,393.35	12,470.94
	Total	**59,393.35**	**12,470.94**

Note 7/Other non-current assets

(₹ in Lakh)

	Particulars	As at 31.03.2026	As at 31.03.2025
	A) Advance for Capital Expenditure		
	Unsecured		
	a) Against bank guarantees	2,916.24	4,849.94
	b) Others*	0.00	324.99
		2,916.24	**5,174.93**
	B) Advance other than for Capital Expenditure		
	Advance Tax and Tax Deducted at Source	464.74	534.37
		464.74	**534.37**
	Total	**3,380.98**	**5,709.30**

*Others includes Advance given for Capital expenditure to DISCOM for various works

Note 8/Inventories

(₹ in Lakh)

	Particulars	As at 31.03.2026	As at 31.03.2025
	Components,Spares & Other Spare Parts	65,910.11	40,661.25
	Loose Tools	12.97	1.07
	Consumable stores	0.39	-
	Total	**65,923.47**	**40,662.32**

Note 9/Trade Receivables

(₹ in Lakh)

	Particulars	As at 31.03.2026	As at 31.03.2025
	i) Trade Receivables Unsecured		
	Considered Good	11,995.72	5,183.18
	Ii) Trade Receivables from Related Parties- Unsecured		
	Considered Good	1,687.03	1,207.92
	Total	**13,682.75**	**6,391.10**

Further Notes: -

a) Refer note no. 45 for disclosure as per IND AS 115 "Revenue from Contracts with Customers" & Note no. 37 for details of trade receivables from related parties
b) Trade Receivables includes unbilled receivables amounting to ₹ 3,497.47 Lakhs (Previous Year ₹ 3,136.85 Lakhs)
c) Aging of Trade Receivables is as follows:

Aging of Trade Receivables is as follows

(₹ in Lakhs)

Particulars		Unbilled	Not due	Less than 6 months	6 months to 1 year	1-2 years	2-3 years	More than 3 years	Total
As at 31.03.2026									
Considered- Good	Disputed	-	-	-	-	-	-	-	-
	Undisputed	3,497.47	-	10,013.33	170.92	1.03	-	-	13,682.75
Significant increase in Credit Risk	Disputed	-	-	-	-	-	-	-	-
	Undisputed	-	-	-	-	-	-	-	-
Credit Impaired	Disputed	-	-	-	-	-	-	-	-
	Undisputed	-	-	-	-	-	-	-	-
Total		**3,497.47**	**-**	**10,013.33**	**170.92**	**1.03**			**13,682.75**
As at 31.03.2025									
Considered- Good	Disputed	-	-	-	-	-	-	-	-
	Undisputed	3,136.85	-	3,170.82	83.43	-	-	-	6,391.10
Significant increase in Credit Risk	Disputed	-	-	-	-	-	-	-	-
	Undisputed	-	-	-	-	-	-	-	-
Credit Impaired	Disputed	-	-	-	-	-	-	-	-
	Undisputed	-	-	-	-	-	-	-	-
Total		**3,136.85**	**-**	**3,170.82**	**83.43**	**-**	**-**	**-**	**6,391.10**

POWERGRID Energy Services Limited
(A wholly owned subsidiary of POWERGRID)
Saudamini, Plot No. - 2, Sector - 29, Gurugram, Haryana, India, 122001
CIN U40100HR2022GOI102016

Note 10/Cash and cash equivalents

(₹ in Lakh)

	Particulars	As at 31.03.2026	As at 31.03.2025
	Balance with Banks		
	In Current Account	19.57	5.63
	Total	**19.57**	**5.63**

Note 11/Bank balances other than cash & cash equivalents

(₹ in Lakh)

	Particulars	As at 31.03.2026	As at 31.03.2025
	Balance with Banks: -		
	In Term Deposit (with maturity over 3 months but upto 12 months) (For Consultancy Clients and others)(Including interest accrued)	45,838.15	37,618.40
	Total	**45,838.15**	**37,618.40**

Note 12/Other Current Financial Assets

(₹ in Lakh)

	Particulars	As at 31.03.2026	As at 31.03.2025
	Others		
	Receivables Under Service Concession Arrangement (SCA)	11,533.65	1,495.32
	Others*	51.88	0.19
		11,585.53	**1,495.51**

*Others include amounts recoverable from customers, other advance etc.

Note 13/Other Current Assets

(₹ in Lakh)

	Particulars	As at 31.03.2026	As at 31.03.2025
	Advances Recoverable from: -		
	Employees	4.84	
	Contractor and Suppliers	168.47	
		173.31	-
	Others*-		
	Considered Good	19,360.18	7,177.77
	Total	**19,533.49**	**7,177.77**

Further Notes:
* Others include input tax credit- GST, Advance CSR Expense etc.





POWERGRID Energy Services Limited
(A wholly owned subsidiary of POWERGRID)
Saudamini, Plot No. - 2, Sector - 29, Gurugram, Haryana, India, 122001
CIN U40100HR2022GOI102016

Note 14/ Equity Share Capital

(₹ in Lakh)

Particulars	As at 31st March 2026	As at 31st March 2025
Equity Share Capital		
Authorised Share Capital (49,50,00,000 (Previous year 49,50,00,000) equity shares of Rs. 10/- each at par)	49,500.00	49,500.00
Issued, Subscribed and Paid up Share Capital 28,26,20,000 (Previous Year 28,26,20,000) fully paid up equity shares of Rs. 10/- each at par	28,262.00	28,262.00
Total	**28,262.00**	**28,262.00**

Further Notes: -

1) Reconciliation of Number and amount of share capital outstanding at the beginning and at the end of the reporting period

Particulars	For the year ended 31st March, 2026		For the year ended 31st March, 2025	
	No. of Shares	Amount (Rs.)	No. of Shares	Amount (Rs.)
Shares Outstanding at the beginning of the period	28,26,20,000.00	2,82,62,00,000.00	9,77,50,000.00	97,75,00,000.00
Add:- Shares Issued During the period	-	-	18,48,70,000.00	1,84,87,00,000.00
Shares Outstanding at the end of the period	**28,26,20,000.00**	**2,82,62,00,000.00**	**28,26,20,000.00**	**2,82,62,00,000.00**

2) The company has only one class of equity shares having a par value of ₹ 10/- per share.

3) The holders of equity shares are entitled to receive dividends as declared from time to time and are entitled to voting rights proportionate to their shareholding at meeting of the shareholders.

4) Shareholders holding more than 5% equity shares of the company

Particulars	As at 31st March 2026		As at 31st March 2025		% Change
	No. of Shares	% of holding	No. of Shares	% of holding	
Power Grid Corporation of India Limited (POWERGRID)(Holding Company) #	28,26,20,000.00	100%	28,26,20,000.00	100%	0%

5) Shareholding by promoters

Particulars	As at 31st March 2026		As at 31st March 2025		% Change
	No. of Shares	% of holding	No. of Shares	% of holding	
Power Grid Corporation of India Limited (POWERGRID) (Holding Company) #	28,26,20,000.00	100%	28,26,20,000.00	100%	0%

Out of 28,26,20,000 Equity Shares (Previous Year 28,26,20,000) Equity Shares , 6 Equity Shares are held by Nominees of M/s. Power Grid Corporation of India Limited on its behalf. M/s. Power Grid Corporation of India Limited is the promoter of the company and there is no change in equity holding percentage during the year.

POWERGRID Energy Services Limited
(A wholly owned subsidiary of POWERGRID)
Saudamini, Plot No. - 2, Sector - 29, Gurugram, Haryana, India, 122001
CIN U40100HR2022GOI102016

Note 15/Other Equity

(₹ in Lakh)

	Particulars	As at 31.03.2026	As at 31.03.2025
	Reserve and Surplus		
	Retained Earnings: -		
	Balance at the beginning of the period	4,996.81	(125.64)
	Add:- Net profit for the period	10,307.71	5,122.45
	Less: Final dividend paid	1,130.48	
	Balance at the end of the period	**14,174.04**	**4,996.81**
	Total	**14,174.04**	**4,996.81**

Note 16/Borrowings

(₹ in Lakh)

	Particulars	As at 31.03.2026	As at 31.03.2025
	Loan from Power Grid Corporation of India limited (Holding Company)	1,00,791.56	50,259.33
	Total	**1,00,791.56**	**50,259.33**

Further Notes: -

1) The Loans being extended to the company by Holding Company are floating interest rate which get reset periodically. The weighted rate of interest on the loan is 7.15% p.a. Loan is repayable in Quarterly Instalments of equal amount over the period of 17 Years from commissioning of the Smart Metering Project with prepayment facility without any additional charges.
2) There has been no default in repayment of loan or payment of interest thereon as at the end of the period.
3) Refer Note No. 37 for details of loan from Related Party.

Note 17/Other Non current financial Liabilities

(₹ in Lakh)

	Particulars	As at 31.03.2026	As at 31.03.2025
	Deposit/Retention money from contractor and others	733.81	33.76
	Total	**733.81**	**33.76**

Further Notes: Disclosure with regard to Micro and Small enterprises as required under "The Micro, Small and Medium Enterprises Development Act, 2006" is given in Note No 47

Note 18/Provisions

(₹ in Lakh)

	Particulars	As at 31.03.2026	As at 31.03.2025
	Employee Benefits		
	Opening Balance		
	Addition/(Adjustment) during the year	11.10	-
	Closing Balance	**11.10**	**-**

Further Notes:
Provision is created for the purpose of leave encashment, Baggage Allowance, Acknowledgment of Service on Retirement and other benefits. Refer Note No 33 for detailed disclosure related to Employee Benefit Obligations.

POWERGRID Energy Services Limited
(A wholly owned subsidiary of POWERGRID)
Saudamini, Plot No. - 2, Sector - 29, Gurugram, Haryana, India, 122001
CIN U40100HR2022GOI102016

Note 19/ Deferred Tax Assets/(Liabilities) (net)

(₹ in Lakh)

Particulars	As at 31.03.2026	As at 31.03.2025
Deferred Tax Liability (A)		
Difference in carrying amount of an asset in the balance sheet and its Tax base	25,829.70	3,884.65
Total Deferred Tax Liability (A)	**25,829.70**	**3,884.65**
Deferred Tax Assets (B)		
Provisions	587.68	254.81
Preliminary Expenses	0.89	1.33
Others	21,129.06	3,804.61
On Income Tax Loss	805.86	-
Total Deferred Tax Assets (B)	**22,523.49**	**4,060.75**
Deferred Tax Asset (Net)	**(3,306.21)**	**176.10**

Movements in Deferred Tax Liability

(₹ in Lakh)

Particulars	Difference in Book and Tax Depreciation	Total
As at 01st April, 2024	-	-
(Charged)/Credited to Profit or Loss	3,884.65	3,884.65
As at 31st March, 2025	**3,884.65**	**3,884.65**
(Charged)/Credited to Profit or Loss	21,945.05	21,945.05
As at 31st March, 2026	**25,829.70**	**25,829.70**

Movements in Deferred Tax Assets

(₹ in Lakh)

Particulars	Preliminary Expenses to be written off in 5 years	Provisions	Others	On Income Tax Loss	Total
As at 01st April, 2024	**1.77**		-	-	**1.77**
Charged/(Credited) to Profit or Loss	(0.44)	254.81	3,804.61	-	4,058.98
As at 31st March, 2025	**1.33**	**254.81**	**3,804.61**	-	**4,060.75**
Charged/(Credited) to Profit or Loss	(0.44)	332.87	17,324.45	805.86	18,462.74
As at 31st March, 2026	**0.89**	**587.68**	**21,129.06**	**805.86**	**22,523.49**

Amount Taken to Statement of Profit and Loss

(₹ in Lakh)

Particulars	As at 31.03.2026	As at 31.03.2025
(Increase)/Decrease in Deferred Tax Assets	(18,462.74)	(4,058.98)
Increase/(Decrease) in Deferred Tax Liabilities	21,945.05	3,884.65
Net amount taken to Statement of Profit and Loss	**3,482.31**	**(174.33)**





POWERGRID Energy Services Limited
(A wholly owned subsidiary of POWERGRID)
Saudamini, Plot No. - 2, Sector - 29, Gurugram, Haryana, India, 122001
CIN U40100HR2022GOI102016

Note 20 /Trade Payables

(₹ in Lakh)

	Particulars	As at 31.03.2026	As at 31.03.2025
	A) Total o/s dues of creditors of micro enterprises and small enterprises	448.84	441.30
	B) Total o/s dues of creditors of other than of micro enterprises and small enterprises	34,964.25	13,105.37
	C) Total o/s dues of creditors of other than of micro enterprises and small enterprises- Related Parties	1,358.74	2,404.19
	Total	**36,771.83**	**15,950.86**

Further Notes:
Disclosure with regard to Micro and Small enterprises as required under " Division II of Schedule III of The Companies Act, 2013" and "The Micro, Small and Medium Enterprises Development Act, 2006" is given in Note No 47.
* Trade payables includes ₹ 1,358.74 Lakhs (Previous Year ₹ 2,404.19 Lakhs) from related parties (Refer Note No 37).

Aging of Trade payables is as follows

(₹ in Lakhs)

Particulars	Unbilled Dues	Not Due	<1Y	1Y-2Y	2Y-3Y	>3Y	Total
As at 31.03.2026							
MSE							
Disputed			-	-	-	-	-
Undisputed	369.45		79.39	-	-	-	448.84
Total	**369.45**		**79.39**	-	-	-	**448.84**
Others							
Disputed			-	-	-	-	-
Undisputed	23,020.42		13,302.40	0.17	-	-	36,322.99
Total	**23,020.42**		**13,302.40**	**0.17**	-	-	**36,322.99**
Total Trade Payables	**23,389.87**		**13,381.80**	**0.17**	-	-	**36,771.83**
As at 31.03.2025							
MSE							
Disputed			-	-	-	-	-
Undisputed	377.45		63.85	-	-	-	441.30
Total	**377.45**		**63.85**	-	-	-	**441.30**
Others							
Disputed	-			-	-	-	-
Undisputed	13,199.61		2,157.64	152.31	-	-	15,509.56
Total	**13,199.61**		**2,157.64**	**152.31**	-	-	**15,509.56**
Total Trade Payables	**13,577.06**	-	**2,221.49**	**152.31**	-	-	**15,950.86**

POWERGRID ENERGY SERVICES LTD. पीईएसएल PESL

CS D AND CO. LLP Chartered Accountants CA Gurgaon

POWERGRID Energy Services Limited
(A wholly owned subsidiary of POWERGRID)
Saudamini, Plot No. - 2, Sector - 29, Gurugram, Haryana, India, 122001
CIN U40100HR2022GOI102016

Note 21/Other Current Financial Liability

(₹ in Lakh)

Particulars	As at 31.03.2026	As at 31.03.2025
Others		
Due for Capital Expenditure	5,498.22	1,830.32
liabilities- Manpower on secondment from POWERGRID (Holding Company)*	11.19	0.78
Deposits/Retention money from Contractors	56,528.12	28,330.55
Related Party Due*	1,918.60	2,450.93
Interest Accrued but not due on Borrowing- from Related Party*	1,584.11	738.36
Total	**65,540.24**	**33,350.94**

*Notes: - Details of Related Party are provided at Note no. 37

Note 22/Other Current Liabilities

(₹ in Lakh)

Particulars	As at 31.03.2026	As at 31.03.2025
Advance From Customers	22,071.48	29,847.45
Statutory Dues*	623.68	509.60
Total	**22,695.16**	**30,357.05**

* Includes TDS Liability

Note 23/Provisions

(₹ in Lakh)

Particulars	As at 31.03.2026	As at 31.03.2025
A) Provisions Others- (Provision for Warranty)	2,969.52	1,646.94
B) Provision for Employee Benefits (Leave Encashment, Baggage Allowance and Acknowledgment of Service on Retirement etc.)	0.31	-
Total	**2,969.83**	**1,646.94**

Note 24/Current Tax Liabilities (Net)

(₹ in Lakh)

Particulars	As at 31.03.2026	As at 31.03.2025
Taxation (Including Interest on tax)		
As per last balance sheet	174.97	-
Additions during the year	(174.97)	1,940.47
Less:- TDS/Advance Tax		1,765.50
Total	**0.00**	**174.97**





POWERGRID Energy Services Limited
(A wholly owned subsidiary of POWERGRID)
Saudamini, Plot No. - 2, Sector - 29, Gurugram, Haryana, India, 122001
CIN U40100HR2022GOI102016

Note 25/Revenue from Operations

(₹ in Lakh)

Particulars	For the year ended 31.03.2026	For the year ended 31.03.2025
Sale of Service	19,440.51	13,820.03
Income from SCA	79,903.51	16,288.14
Sale of Electricity	2,945.85	-
Other Operating Revenue	3,341.69	146.55
Total	**1,05,631.56**	**30,254.72**

Note 26/Other Income

(₹ in Lakh)

Particulars	For the year ended 31.03.2026	For the year ended 31.03.2025
A) Interest Income from: -		
Indian Banks	2,602.71	2,470.93
Others	-	7.20
	2,602.71	**2478.13**
B) Interest from Advance to Contractors	330.70	447.48
	330.70	**447.48**
C) Fair Value gain on initial recognition of Financial liability/investment	365.27	
	365.27	
D) Others- Miscellaneous Income*	23.36	62.85
	23.36	**62.85**
Less:- Transferred to expenditure during construction (Net) Note 31	0.04	40.09
Total	**3,322.00**	**2,948.37**

* Miscellaneous Income Includes Liquidated Damages and other incomes etc.

Note 27/Employee Benefit Expenses

(₹ in Lakh)

Particulars	For the year ended 31.03.2026	For the year ended 31.03.2025
Salaries, Wages, allowances & benefits	178.44	-
Contribution to provident and other funds	21.96	-
Staff Welfare Expenses	6.63	
Total	**207.03**	**-**

Note 28/Finance Cost

(₹ in Lakh)

Particulars	For the year ended 31.03.2026	For the year ended 31.03.2025
Interest and finance charges on financial liabilities at amortised cost		
Interest Other- Power Grid Corporation of India Limited (Holding Company)	5,722.47	2,442.67
Interest on Lease Liability	107.80	75.03
Other Interest	62.98	-
	5,893.25	**2,517.70**
Less:- Transferred to expenditure during construction (Net) Note 31	162.55	1,867.54
Total	**5,730.70**	**650.16**

Note 29/Depreciation and Amortization Expense

(₹ in Lakh)

Particulars	For the year ended 31.03.2026	For the year ended 31.03.2025
Depreciation of Property, Plant and Equipment	1,895.09	2.17
Depreciation on ROU Assets	69.13	38.83
	1,964.22	**41.00**
Less:- Transferred to expenditure during construction (Net) Note 31	3.68	38.83
Total	**1,960.54**	**2.17**

CSD AND CO LLP Gurgaon Chartered Accountants

POWERGRID ENERGY SERVICES LTD.

POWERGRID Energy Services Limited
(A wholly owned subsidiary of POWERGRID)
Saudamini, Plot No. - 2, Sector - 29, Gurugram, Haryana, India, 122001
CIN U40100HR2022GOI102016

Note 30/Other Expense

(₹ in Lakh)

	Particulars	For the year ended 31.03.2026	For the year ended 31.03.2025
	Repair & maintenance		
	Buildings	246.31	245.99
	Plant & Machinery: -		
	-Sub-Stations	2529.31	1598.87
	-Transmission Lines	1083.47	832.44
	-Telecom Equipments	0.03	0.02
	-Others	3581.46	131.4
		7194.27	**2562.73**
	Power Charges	97.41	0.13
		97.41	**0.13**
	Expenses of Diesel Generating sets	0.44	0.89
	Stores Consumed	2.17	2.27
	Water Charges	5.76	2.6
	Training & Recruitment Expense	72.07	0.17
	Legal Expenses	18.51	136.22
	Professional Charges	12.32	2.2
	Consultancy Charges	3884.58	2305.26
	Communication Expenses	1.69	1.03
	Inland Travelling Expenses	1.15	
	Tender Expenses	-	-
	Audit Fees	0.10	0.66
	Tax Audit Fees	0.47	0.23
	Printing & Stationery	5.02	4.53
	Books Periodicals and Journals	0.06	0.03
	EDP hire and other charges	0.95	0.32
	Rent	7.52	4.35
	Miscellaneous expenses*	5,094.93	4340.42
	Horticulture Expenses	48.91	14.45
	Security Expenses	10.31	5.88
	Hiring of Vehicle	297.9	228.7
	Insurance	0.92	
	Rates & Taxes	1.35	8.78
	Corporate Social Responsibility Expenses	46.23	0.46
	Transit Accommodation Expenses	4.26	5.85
	Entertainment Expense		-
	Others (Provision for warranty obligation)	1,322.59	1,012.41
	Service Concession Arrangement Expenses	68,887.07	15,245.25
		87,265.27	**26,131.81**
Less:-	Expenditure during construction (net) - refer note 31	-	469.64
	Total	**87,265.27**	**25,662.17**

Further Notes: -

* Miscellaneous expenses includes Rs. 5,050.92 Lakhs as cost of manpower on secondment basis from POWERGRID (Holding Company).





POWERGRID Energy Services Limited
(A wholly owned subsidiary of POWERGRID)
Saudamini, Plot No. - 2, Sector - 29, Gurugram, Haryana, India, 122001
CIN U40100HR2022GOI102016

Note 31/Expenditure during Construction (Net)

(₹ in Lakh)

	Particulars	For the year ended 31.03.2026	For the year ended 31.03.2025
	A) Other Expenses		
	EDP hire and other charges		0.15
	Repair and Maintenance		
	Professional Charges		
	Consultancy Charges		
	Tender Expenses		
	Miscellaneous Expenses		
	Security Expenses	-1.03	5.88
	Hiring of Vehicle	-0.44	16.60
	Entertainment Expense		
	Transit Accommodation Expenses	-1.06	4.10
	Communication Expenses		0.22
	Other Expenses	-	442.69
		-2.53	**469.64**
	B) Depreciation and Amortization	3.68	38.83
		3.68	**38.83**
	C) Finance Cost		
	Interest and finance charges on financial liabilities at amortised cost: -		
	- Power Grid Corporation of India Limited	162.55	1,867.54
		162.55	**1,867.54**
	D) Less:- Other Income		
	Interest from: -		
	Contractors	0.04	40.09
		0.04	**40.09**
	Total (A+B+C-D)	**163.66**	**2,335.92**

C S D AND CO. LLP Gurgaon Chartered Accountants

POWERGRID ENERGY SERVICES LTD. पीईएसएल PESL

32. Party Balances and Confirmations

a. Some balances shown under Assets and Payables shown under Liabilities include balances subject to confirmation/reconciliation and consequential adjustments if any. However, reconciliations are carried out on an ongoing basis. The management does not expect any material adjustment in the books of accounts as a result of the reconciliation.

b. In the opinion of the management, the value of any of the assets other than Property, Plant and Equipment on realization in the ordinary course of business will not be less than the value at which they are stated in the Balance Sheet.

33. Employee Benefit Obligations

A. Post employment obligations

(a) Defined Contribution Scheme

(i) Provident Fund: -

Company deducts and deposits fixed contribution of 12% to EPFO. The amount of contribution towards the scheme is Rs. 18.66 Lakhs (Previous Year Rs. Nil).

(b) Defined Benefit Scheme

Summary of Defined benefits

(Rs. In Lakhs)

Particulars	As at 31.03.2026			As at 31.03.2025		
	Current	Non-Current	Total	Current	Non-Current	Total
Gratuity	0.01	3.30	3.31	-	-	-
Leave Encashment	0.30	3.50	3.80	-	-	-
Baggage	-	0.30	0.30	-	-	-
Long Service Award	-	0.36	0.36	-	-	-
Post-Retirement Medical Benefits (PRMB)	-	1.42	1.42	-	-	-
Economic Rehabilitation Scheme	-	2.22	2.22	-	-	-
Total employee benefit obligation	**0.31**	**11.10**	**11.41**	-	-	-

(i) Gratuity

The company has a defined benefit gratuity plan. Every employee who has rendered continuous service of five years or more is entitled to get gratuity at 15 days salary (15/26 x last drawn basic salary plus, dearness allowance) for each completed year of service on superannuation, resignation, termination, disablement or on death subject to a maximum of Rs. 25 lakh. The liability for the same is recognised on the basis of actuarial valuation on annual basis on the Balance Sheet date.

Movement in obligation and plan assets

Movement in plan assets and obligations of Gratuity is as follows: -





(Rs. In Lakhs)

Particulars	For the year ended 31st March 2026			For the year ended 31st March 2025		
	Present Value of obligation	Fair Value of Plan Assets	Net Liability/(Assets)	Present Value of obligation	Fair Value of Plan Assets	Net Liability/(Assets)
Opening Balance	-	-	-	-	-	-
Service Cost(including Past Service Cost)	**3.31**	-	**3.31**	-	-	-
Interest Income/(expense)	-	-	-	-	-	-
Total amount recognized in profit or loss	**3.31**	-	**3.31**	-	-	-
Re measurements				-	-	-
Return on plan assets, excluding amount included in interest expense / Iincome)	-	-	-	-	-	-
Gain/(loss) from change in demographic assumotion	-	-	-	-	-	-
Acturial (Gain)/Loss arising from change in financial assumption	-	-	-	-	-	-
Acturial (Gain)/Loss arising from experience adjustment	-	-	-	-	-	-
Total amount recognized in other comprehensive income	-	-	-	-	-	-
Payments	-	-	-	-	-	-
Closing Balance	**3.31**	-	**3.31**	-	-	-

(ii) Post Retirement Medical benefits (PRMB)

The Company has Post-Retirement Medical Benefit (PRMB), under which retired employees and dependents are provided medical facilities in the empanelled/non-empanelled hospitals. They can also avail treatment as Out-Patient subject to a ceiling fixed by the company. The liability for the same is recognised on the basis of actuarial valuation on annual basis on the Balance Sheet date.

Movement in plan assets and obligations of PRMB is as follows:-





(Rs. In Lakhs)

Particulars	For the year ended 31st March 2026			For the year ended 31st March 2025		
	Present Value of obligation	Fair Value of Plan Assets	Net Liability/(Assets)	Present Value of obligation	Fair Value of Plan Assets	Net Liability/(A ssets)
Opening Balance	-	-	-	-	-	-
Service Cost(including Past Service Cost)	**1.42**	-	**1.42**	-	-	-
Interest Income/(expense)	-	-	-	-	-	-
Total amount recognized in profit or loss	**1.42**	-	**1.42**	-	-	-
Re measurements				-	-	-
Return on plan assets, excluding amount included in interest expense / Iincome)	-	-	-	-	-	-
Gain/(loss) from change in demographic assumotion	-	-	-	-	-	-
Acturial (Gain)/Loss arising from change in financial assumption	-	-	-	-	-	-
Acturial (Gain)/Loss arising from experience adjustment	-	-	-	-	-	-
Total amount recognized in other comprehensive income	-	-	-	-	-	-
Payments	-	-	-	-	-	-
Closing Balance	**1.42**	-	**1.42**	-	-	-

(iii) Other Defined Retirement Benefits (ODRB)

a) Baggage Allowance





The Company has a scheme for settlement at the time of superannuation at anywhere in India and dependents to superannuated employees. The scheme is unfunded and liability for the same is recognised on the basis of actuarial valuation on annual basis on the Balance Sheet date.

b) Acknowledgement of service on retirement

This benefit is applicable to all regular employees of the company. A Silver Plaque is presented to employees on superannuation or early retirement after 55 years of age under clause 24.5.2 of Service Rules. Silver plaque shall also be presented to families of employees who separate from the company due to death after attaining the age of 55 years. This scheme is unfunded and liability for the same is recognised on the basis of actuarial valuation on annual basis on the balance sheet date.

Movement in obligations of ODRB is as follows:

Particulars	**Present value of obligation - Baggage Allowance**		**Present value of obligation - Acknowledgement of service on retirement**	
	For the year ended 31 March 2026	For the year ended 31 March 2025	For the year ended 31 March 2026	For the year ended 31 March 2025
Opening Balance	-	-	-	-
Service Cost	**0.30**	-	**0.36**	-
Interest Income/(expense)	-	-	-	-
Employee Contribution				
Actuarial Gain/Loss				
Total amount recognised in profit or loss	0.30	-	0.36	-
Re measurements				
Return on plan assets, excluding amount included in interest expense / Iincome)	-			
Gain/(loss) from change in demographic assumotion	-			
Acturial (Gain)/Loss arising from change in financial assumption	-			
Acturial (Gain)/Loss arising from experience adjustment	-			
Total amount recognized in other comprehensive income	-	-	-	-
Employee Contribution	-	-	-	-
Employer contributions	-	-	-	-
Benefits payments	-	-	-	-
Closing Balance	**0.30**	-	**0.36**	-

(iv) Significant actuarial assumptions for Post-Employment Benefits

Economic Assumptions

	Gratuity, PMRB, ODRB

CSD AND CO LLP Chartered Accountants Gurgaon
POWERGRID ENERGY SERVICES LTD. PESL

Particulars	For the year ended 31st March, 2026	For the year ended 31st March, 2025
Discount Rate	7.15%	-
Salary Growth Rate	6.50%	-

The discount rate is generally based upon the market yields available on Govt. Bonds at the accounting date relevant to currency of benefit payments for a term that matches the liabilities. Salary growth rate is companies' long term best estimate as to salary increases and takes account of inflation, seniority, promotion, business plan, HR Policy and other relevant factors on long term basis.

Demographic Assumptions

Particulars	For the year ended 31 March 2026	For the year ended 31 March 2025
i) Retirement Age	60	-
ii) Mortality rates inclusive of provision for disability	100% of IALM (2012 - 14)	-
iii) Ages		-
Withdrawal rate %		-
Up to 30 years	3.00	-
From 31 to 44 years	2.00	-
Above 44 years	1.00	-

Mortality rates for specimen ages

Age	Rate	Age	Rate	Age	Rate
15	0.000698	45	0.002579	75	0.038221
20	0.000924	50	0.004436	80	0.061985
25	0.000931	55	0.007513	85	0.100979
30	0.000977	60	0.011162	90	0.163507
35	0.001202	65	0.015932	95	0.259706
40	0.00168	70	0.024058	100	0.397733

(v) Sensitivity Analysis of the defined benefit obligations:

(Rs. In Lakhs)

Particulars	Gratuity	Baggage	Leave	Ack. Of Service after retirement	PRMB
As at 31st March 2026					
a) Impact of the change in discount rate					
Present Value of Obligation at the end of the period	3..31	0.30	3.80	0.36	1.42
Impact due to increase of 0.50%	(0.36)	(0.03)	(0.38)	(0.04)	(0.37)





Impact due to decrease of 0.50 %	0.42	0.03	0..44	0.04	0.38
b) Impact of the change in salary increase/medical cost rate					
Impact due to increase of 0.50%	0.42	0.03	0.44	0.04	0.40
Impact due to decrease of 0.50 %	(0.37)	(0.03)	(0.38)	(0.04)	(0.37)
As at 31st March 2025					
a) Impact of the change in discount rate					
Present Value of Obligation at the end of the period	-	-	-	-	-
Impact due to increase of 0.50%	-	-	-	-	-
Impact due to decrease of 0.50 %	-	-	-	-	-
b) Impact of the change in salary increase	-	-	-	-	-
Impact due to increase of 0.50%	-	-	-	-	-
Impact due to decrease of 0.50 %	-	-	-	-	-

Although the analysis does not take account of the full distribution of cash flows expected under the plan, it does provide an approximation of the sensitivity of the assumptions shown.

The sensitivity analysis above has been determined based on a method that extrapolates the impact on defined benefit obligation as a result of reasonable changes in key assumptions occurring at the end of the reporting period. This analysis may not be representative of the actual change in the defined benefit obligations as it is unlikely that the change in assumptions would occur in isolation of one another as some of the assumptions may be correlated.

(vi) Description of risk exposure:

Valuation is based on certain assumptions which are dynamic in nature and vary over time. As such company is exposed to various risks as follows:

a) Salary Increases (except for PF) – Actual salary increase will increase the plan's liability. Increase in salary increase rate assumptions in future valuation will also increase the liability.

b) Medical Cost Increase (in case of PRMB) – Increase in actual medical cost per retiree will increase the plan's liability. Increase in medical cost per retiree rate assumption will also increase the liability.

c) Investment risk – If plan is funded then assets liabilities mismatch and actual investment return on assets lower than the discount rate assumed at the last valuation date can impact the liability

d) Discount Rate – Reduction in discount rate in subsequent valuations can increase the plan's liability.

e) Mortality & disability – Actual deaths and disability cases proving lower or higher than assumed in the valuation can impact the liabilities.

f) Withdrawals – Actual withdrawals proving higher or lower than assumed withdrawals and change of withdrawal rates at subsequent valuations can impact Plan's liability.

(vii) Defined benefit liability and employee contribution:

Particulars	Less than a year	Between 1 - 2 Year	Between 2 - 5 Year	Over 5 Year	Total
As at 31st March 2026					
Defined benefit obligation (Gratuity)	0.00	0.01	0.10	3.20	3.31
Leave	0.31	0.36	0.97	2.16	3.80
ODRB- Baggage	0.00	0.00	0.00	0.30	0.30
Other Employee benefits (Ack of service on retirement)	0.00	0.00	0.00	0.36	0.36
PRMB	0.00	0.00	0.00	1.42	1.42
Total	**0.31**	**0.37**	**1.07**	**7.44**	**9.19**
As at 31st March 2025					
Defined benefit obligation (Gratuity)	-	-	-	-	-
Leave	-	-	-	-	-
ODRB- Baggage	-	-	-	-	-
Other Employee benefits (Ack of service on retirement)	-	-	-	-	-
PRMB	-	-	-	-	-
Total	-	-	-	-	-

B. **Other Long term Employee Benefits**

1) **Leave Obligations**

The Company provides for earned leave benefit (including compensated absences) and half pay leave to the employees of the company which accrue annually at 30 days and 20 days respectively. Earned leave is encashable while in service. Half pay leaves (HPL) are encashable only on separation beyond the age of 55 years up to the maximum of 300 days (HPL). However, total number of leave that can be encashed on superannuation shall be restricted to 300 days and no commutation of half pay leave shall be permissible. The liability for same is recognized on the basis of actuarial valuation.





(Rs. In Lakhs)

Particulars	For the year ended 31st March 2026			For the year ended 31st March 2025		
	Present Value of obligation	Fair Value of Plan Assets	Net Liability/(Assets)	Present Value of obligation	Fair Value of Plan Assets	Net Liability/(Assets)
Opening Balance	-	-	-	-	-	-
Service Cost(including Past Service Cost)	3.80	-	3.80	-	-	-
Interest Income/(expense)	-	-	-	-	-	-
Actuarial Gain/ (Loss)	-	-	-	-	-	-
Payments	-	-	-	-	-	-
Total amount recognized in profit or loss	3.80	-	3.80	-	-	-
Closing Balance	**3.80**	-	**3.80**	-	-	-

2) **Employee Family Rehabilitation scheme**

The company has Employees Family Economic Rehabilitation Scheme under which monetary assistance and support to an employee is provided in case of his/her permanent total disablement and to his/her family in case of death while in service. The beneficiary would be entitled to monthly payment equivalent to the employee's 50% of one month pay last drawn provided the beneficiary deposits with the company an amount equal to PF (excluding VPF) balance, Gratuity amount and Group Insurance (EDLI) amount. Such monthly payment would continue till the normal notional date on which the employee concerned would have attained the age of superannuation had the employee continued in the service of the company. The scheme is optional. Provision for Employees Family Economic Rehabilitation Scheme amounting to Rs. 2.22 Lakh (previous year Rs Nil) for the year has been made during the year based on actuarial valuation.

34. Leases

a) As a lesser- Financial Lease: The company does not have any lease arrangements as a lessor.

b) As a lessee-Financial Lease:

The company has taken assets on lease land situated at village Makla and Banbana, Nagda, Indore, Madhya Pradesh for various periods which are assessed and accounted as per the requirements of Ind AS 116 – "Leases" and required disclosures as per the said Ind AS are as follows:

(i) ROU Assets:
Additions, termination/disposal and depreciation charge on right of use assets for the year and carrying amount of the same as at the end of the financial year by class of underlying asset has been disclosed in note no. 4 as a separate line item.

(ii) Lease Liabilities:
Interest expense on lease liabilities for the year is shown under note no. 28 and total cash outflow for leases for the year has been disclosed in statement of cash flow under financing activities as separate line item and maturity analysis of lease liabilities has been disclosed in note no. 43.

(iii) Short term leases:

The company, during the financial year, has incurred any Expense of ₹ 6.89 Lakhs (Previous Year ₹ 4.35 Lakhs) with respect to short term leases. The company was committed to short term leases and the total commitment of such leases at the end of financial year was ₹ 3.77 Lakhs (Previous Year ₹ 10.73 Lakhs).





35. Corporate Social Responsibilities (CSR) :

As per section 135 of the Companies Act, 2013, along with Companies (Corporate Social responsibility Policy) Rules, 2021 read with DPE guidelines no F.N0.15 (13)/2013-DPE (GM), the Company is required to spend, in every financial year, at least two per cent of the average net profits of the company made during the three immediately preceding financial years in accordance with its Corporate Social Responsibility Policy.

Details of CSR Expenses for the year are as follows:

(₹ in lakh)

Sl. No.	Particulars	For the year ended 31st March 2026	For the year ended 31st March 2025
A	**Gross Amount required to be spent during the year**	**46.23**	**0.45**
	Utilised from excess spent of earlier years	-	-
	Net Amount required to be spent during the year	46.23	0.45
B	**Amount approved by the Board to be spent during the year**	**46.23**	**0.45**
C	**Amount spent on CSR –**	**61.26**	**0.45**
(i)	Construction or acquisition of any asset	-	-
(ii)	on Purpose other than (i) above	61.26	0.45
D	**Total Shortfall/(Excess) amount**	(15.03)	-
E	**Break-up of the amount spent on CSR**		
1.	Contribution to incubators or R&D projects or public funded Universities; IITs; Specified National Laboratories and autonomous bodies engaged in conducting research in science, technology, engineering and medicine	61.26	0.45
2.	Other CSR Activities	-	-
	Total Amount spent on CSR	61.26	0.45
	Opening CSR Liability/Provision	-	-
	Add: CSR Expense	61.26	0.45
	Less: Amount paid in Cash	46.23	0.45

S D AND CO. LLP Gurgaon Chartered Accountants

POWERGRID ENERGY SERVICES

	Closing CSR Liability/Provision	15.03	-

(₹ in lakh)

Particulars	For the year ended 31.03.2026	For the year ended 31.03.2025
Net Amount required to be spent during the year	46.23	0.45
Amount spent during the year		
Amount recognised in:		
Balance sheet (Refer Note no. 13)	15.03	-
Statement of Profit and Loss	46.23	0.45
Total	61.26	
Excess spend shown as asset in previous year charged to Statement of Profit and Loss on its utilisation	-	-
Total amount shown in Statement of Profit and Loss	46.23	0.45

36. Fair Value Measurements

Assets and Liabilities which are measured at amortised cost for which Fair values are disclosed

(₹ in lakh)

Financial Instruments by category	As at 31.03.2026	As at 31.03.2025
	Amortised cost	Amortised cost
Financial Assets		
Trade Receivables	13,682.75	6,391.10
Cash & cash Equivalents	19.57	5.63
Bank balances other than cash & cash equivalent	45,838.15	37,618.40
Other Current Financial Assets	11,585.53	1,495.52
Other Non-Current Financial Assets	59,393.35	12,470.94
Total Financial assets	**1,30,519.35**	**57,981.59**
Financial Liabilities		
Borrowings	1,02,375.67	50,997.69
Trade Payables MSE	448.84	441.30
Trade Payables other than MSE	36,322.99	15,509.56
Other Financial Liability: -		
Current	63,956.13	32,612.58
Non-Current	733.81	33.76
Total financial liabilities	**2,03,837.44**	**99,594.89**

(i) Fair Value Hierarchy

This section explains the judgements and estimates made in determining the fair values of the financial instruments that are (a) recognised and measured at fair value and (b) measured at amortised cost and for which fair values are disclosed in the financial statements. To provide an indication about the reliability of the inputs used in determining fair value, the Company has classified its financial instruments into the three levels prescribed under the accounting standard. An Explanation of each level follows underneath the table.

S D AND CO. LLP Chartered Accountants Gurgaon

POWERGRID ENERGY SERVICES PVT. LTD. पीईएसएल PESL

Financial instruments that are measured at Amortised Cost:

(₹ in lakh)

Particulars	Level	As at 31.03.2026		As at 31.03.2025	
		Carrying Amount	Fair Value	Carrying Amount	Fair Value
Financial Assets					
Total Financial Assets					
Financial Liabilities					
Borrowings	2	1,02,375.67	1,00,006.05	50,997.69	51,886.38
Deposits/retention money from contractors and others	2	1,099.08	719.04	33.76	30.56
Total financial liabilities		**1,03,474.75**	**1,00,725.09**	**51,031.45**	**51,916.94**

The carrying amounts of trade receivables, trade payables, cash and cash equivalents and other current financial liabilities are considered to be the same as their fair values, due to their short-term nature. The carrying values of receivables from SCA approximates the fair value as these are periodically evaluated based on credit worthiness of customer and allowance for estimated losses is recorded based on this evaluation.

Level 1: Level 1 hierarchy includes financial instruments measured using quoted prices. This includes listed equity Instruments and traded bonds which are traded in the stock exchanges valued using the closing price as at the reporting period.

Level 2: The fair value of financial instruments that are not traded in an active market (for example, traded bonds) is determined using valuation techniques which maximise the use of observable market data and rely as little as possible on entity-specific estimates. If all significant inputs required to fair value an instrument are observable, the instrument is included in level 2.

Level 3: If one or more of the significant inputs is not based on observable market data, the instrument is included in level 3. This is the case for unlisted equity securities, contingent consideration and indemnification assets included in level 3.

There are no transfers between levels 1 and 2 during the year. The company's policy is to recognise transfers into and transfers out of fair value hierarchy levels as at the end of the reporting period.

Valuation technique used to determine fair value

Specific valuation techniques used to value financial instruments include:

i) the use of quoted market prices or dealer quotes for similar instruments

ii) the fair value of the remaining financial instruments is determined using discounted cash flow analysis.

All of the resulting fair value estimates are included in level 2.

Fair value of financial instruments has been determined by an independent valuer.

37. Disclosure as per Ind AS 24 - "Related Party Disclosures"

(a) Holding Company

Name of Entity	Place of business/ Country of incorporation	Proportion of Ownership Interest
		As at 31.03.2026
Power Grid Corporation of India Limited	India	100%

(b) Subsidiaries of Holding Company

Name of entity	Place of business/ Country of incorporation
Powergrid Vemagiri Transmission Limited	India

S D AND CO LLP Gurgaon Chartered Accountants

POWERGRID ENERGY SER

Powergrid NM Transmission Limited	India
Powergrid Unchahar Transmission Limited	India
Powergrid Southern Interconnector Transmission System Limited	India
Powergrid Medinipur Jeerat Transmission Limited	India
Powergrid Mithilanchal Transmission Limited	India
Powergrid Varanasi Transmission System Limited	India
Powergrid Jawaharpur Firozabad Transmission Limited	India
Powergrid Khetri Transmission System Limited	India
Powergrid Bhuj Transmission Limited	India
Powergrid Bhind Guna Transmission Limited	India
Powergrid Ajmer Phagi Transmission Limited	India
Powergrid Fatehgarh Transmission Limited	India
Powergrid Rampur Sambhal Transmission Limited	India
Powergrid Meerut Simbhavali Transmission Limited	India
Central Transmission Utility of India Limited	India
Powergrid Ramgarh Transmission Limited	India
Powergrid Himachal Transmission Limited	India
Powergrid Bikaner Transmission System Limited	India
Powergrid Sikar Transmission Limited	India
Powergrid Bhadla Transmission Limited	India
Powergrid Aligarh Sikar Transmission Limited	India
Powergrid Teleservices Limited	India
Powergrid Narela Transmission Limited	India
Powergrid Gomti Yamuna Transmission Limited	India
Powergrid Neemuch Transmission System Limited	India
Powergrid ER NER Transmission Limited	India
Powergrid ERWR Power Transmission Limited *	India
Powergrid Khavda RE Transmission System Limited*	India
Powergrid Khavda II- B Transmission Limited*	India
Powergrid Khavda II-C Transmission Limited	India
Powergrid KPS2 Transmission System Limited*	India
Powergrid KPS3 Transmission Limited*	India
Powergrid Raipur Pool Dhamtari Transmission Limited*	India
Powergrid Dharamjaigarh Transmission Limited*	India
Powergrid Bhadla Sikar Transmission Limited*	India
Powergrid Ananthpuram Kurnool Transmission Limited*	India
Powergrid Bhadla III Transmission Limited#	India
Powergrid Beawar Dausa Transmission Limited#	India
Powergrid Ramgarh II Transmission Limited#	India
Powergrid Bikaner Neemrana Transmission Limited#	India
Powergrid Neemrana Bareilly Transmission Limited*	India
Powergrid Vataman Transmission Limited	India
Powergrid Koppal Gadag Transmission Limited*	India
Powergrid Sikar Khetri Transmission Limited#	India
Powergrid Bidar Transmission Limited*	India
Powergrid Khavda IV-E2 Power Transmission Limited	India
Powergrid Mandsaur Transmission Limited	India
Powergrid Mewar Transmission Limited	India
Powergrid Sirohi Transmission Limited	India





Powergrid Beawar-Mandsaur Transmission Limited	India
Powergrid Bhadla-III Power Transmission Limited	India
Powergrid Bhadla Bikaner Transmission Limited	India
Powergrid South Olpad Transmission Limited	India
Powergrid Kurawar Transmission Limited	India
Powergrid Jam Khambhaliya Transmission Limited	India
Powergrid Khavda PS1 And 3 Transmission Limited	India
Powergrid Barmer I Transmission Limited	India
Powergrid Bikaner IV Transmission Limited	India
Powergrid Siwani Transmission Limited	India
Powergrid West Central Transmission Limited	India
Powergrid Ghiror Transmission Limited	India
Powergrid Kudankulam Transmission Limited	India
Powergrid Koppal Gadag Augmentation Transmission Limited	India
Powergrid Bidar Augmentation Transmission Limited (Erstwhile Bidar Transco Limited)	India
Powergrid KPS 1 and 2 Augmentation Transmission Limited (Erstwhile Khavda V-B1B2 Power Transmission Limited)	India
Powergrid Chitradurga Bellary Transmission Limited (Erstwhile Chitradurga Bellary REZ Transmission Limited)	India
Powergrid Fatehgarh Barmer Augmentation Transmission Limited (Erstwhile Fatehgarh II and Barmer I PS Transmission Ltd)	India
Powergrid Banaskantha Augmentation Transmission Limited (Erstwhile Banaskantha Transco Limited)	India
Powergrid Kurnool-IV Transmission Limited (Erstwhile Kurnool-IV Transmission Limited)	India
Powergrid Sirohi Khandwa Transmission Limited (Erstwhile Rajasthan V Power Transmission Limited)	India
Powergrid Kurnool-III CPETA Transmission Limited (Erstwhile Kurnool III PS RE Transmission Limited)	India
Powergrid Mahan Rewa Transmission Limited (Erstwhile MEL Power Transmission Limited)[1]	India
Powergrid Davanagere Augmentation Transmission Limited (Erstwhile Davanagere Power Transmission Limited)[2]	India
Powergrid Mandsaur Augmentation Transmission Limited (Erstwhile Mandasur I RE Transmission Limited)[3]	India
Powergrid Prayagraj Transmission Limited (Erstwhile Vindhyanchal Varanasi Transmission Limited)[4]	India
Powergrid Parli Bidar Transmission Limited (Erstwhile SR WR Power Transmission Limited)[5]	India
Powergrid Angul Srikakulam Transmission Limited (Erstwhile SR and ER Power Transmission Limited)[6]	India
Powergrid Bellary Davanagere Transmission Limited (Erstwhile Bellary Davanagere PowerTransmisslon Limited)[7]	India
NES Pune East New Transmission Limited[8]	India

[1] 100% equity acquired from PFC Consulting Limited on 04.06.2025

[2] 100% equity acquired from REC Power Development and Consultancy Limited on 24.09.2025

[3] 100% equity acquired from PFC Consultancy Limited on 08.10.2025

[4] 100% equity acquired from PFC Consultancy Limited on 16.10.2025

[5] 100% equity acquired from REC Power Development and Consultancy Limited on 17.10.2025

[6] 100% equity acquired from PFC Consultancy Limited on 03.02.2026





[7] 100% equity acquired from REC Power Development and Consultancy Limited on 12.02.2026

[8] 100% equity acquired from PFC Consultancy Limited on 12.03.2026

*Merged with Powergrid Khavda II-C Transmission Limited w.e.f. 01.03.2026

#Merged with Powergrid Vataman Transmission Limited w.e.f 01.03.2026

(C) Joint Ventures of Holding company :-

Name of entity	Place of business/ Country of incorporation
Powerlinks Transmission Limited	India
Torrent Power Grid Limited[1]	India
Parbati Koldam Transmission Company Limited[2]	India
Sikkim Power Transmission [3]	India
North East Transmission Company Limited	India
National High Power Test Laboratory Private Limited	India
Bihar Grid Company Limited	India
Energy Efficiency Services Limited#	India
Cross Border Power Transmission Company Limited[3]	India
RINL Powergrid TLT Private Limited[4]	India
Butwal-Gorakhpur Cross Border Power Transmission Limited	India
Rajasthan Power Grid Transmission Company Limited[5]	India
Incorporated Outside India	
Power Transmission Company Nepal Limited[6]	Nepal

[1] POWERGRID & Torrent Power Transmission Private Ltd are the Joint venture partners in Torrent Power Grid Limited & holds 26% & 74 % equity, respectively as per Shareholding agreement. On call of additional equity by Torrent Power Grid Limited, POWERGRID has not contributed their share while the other JV partner has contributed their share of money. Consequently, the holding of POWERGRID decreased to 9.75% against 26% provided in shareholding agreement and ceased to be a JV of the company w.e.f 30 May 2025. Board of Directors have accorded in principle approval for sale of entire stake in their meeting dated 19 May 2025. Accordingly, investment in JV Company is classified as Asset held for sale in line with Ind AS 105.

2 Board of Directors have accorded in principle approval for sale of entire stake in their meeting dated 30 July 2025. Accordingly, investment in JV Company is classified as Asset held for sale in line with Ind AS 105.

[3] Board of Directors have accorded in principle approval for sale of entire stake in their meeting dated 19 May 2025. Accordingly, investment in JV Company is classified as Asset held for sale in line with Ind AS 105.

[4] POWERGRID's Board of Directors in its meeting held on 01.05.2018 accorded in principle approval to close RINL Powergrid TLT Private Limited (RPTPL) and seek consent of other JV Partner Rashtriya Ispat Nigam Limited (RINL). RINL's Board of Directors in its meeting held on 08.03.2019 has agreed in principle for winding up proceedings of RPTPL & to seek the approval from Ministry of Steel (MoS), Government of India, for closure of RPTPL. The approval for closure of RPTPL was received on 11.07.2022 from MoS. The company is in the process of winding up.

[5] Incorporated on 27.11.2024 for development of Intra-State Transmission System in the State of Rajasthan with an equity participation of 74% by the company and 26% by Rajasthan Rajya Vidyut Prasaran Nigam Limited. Being a jointly controlled entity of the Company and RRVPNL, it is considered as 'Joint Venture' of the Company

[6] The Board of Directors of the company have, in its meeting held on 16 December 2023, approved the proposal for purchase of 1,30,000 no. equity shares held by IL&FS Energy Development Co Ltd in PTCN (Joint venture of the company). Presently, approvals from relevant authorities is awaited.

(d) List of Subsidiaries of Joint venture Entities

Name of entity	Place of business/ Country of incorporation
EESL EnergyPro Assets Limited[1]	Outside India
EESL Energy Solutions LLC[1]	Outside India
Convergence Energy Services Limited	India

[1] incorporated outside India





(e) Key Managerial Personnel

Sl. No.	Name	Designation	Date of Appointment	Date of Cessation
1	Ravisankar Ganesan	Chairman	10/01/2024	30/06/2026
2	Dilip Nagesh Rozekar	Director	08/12/2022	04/09/2025
3	Sangeeta Edwards	Director	25/10/2024	-
4	Sandeep Kumar Jain	Director	04/11/2024	31/07/2025
5	Rakesh Kumar	Director	15/09/2025	10/04/2026
6	Vimla Bhandari	Director	06/08/2025	-
7	M Thirumala Reddy	Additional Director	13/04/2026	-
8	Anoop Singh	CEO	28/06/2024	30/09/2025
9	Vineeta Aggarwal	CEO	30/10/2025	-
10	Ram Niwas Meena	CFO	23/03/2023	29/01/2026
11	Vikash Chandra Thakur	CFO	30/01/2026	-
12	Satyaprakash Dash	Company Secretary	20/11/2023	09/06/2026

(f) Government Related Entities

The Company is a wholly owned subsidiary of Central Public Sector Undertaking (CPSU) controlled by Central Government by holding majority of shares.

The Company has business transactions with other entities controlled by the GOI for procurement of capital equipment, spares and services. Transactions with these entities are carried out at market terms on arms-length basis through a transparent price discovery process against open tenders, except in a few cases of procurement of spares/services from Original Equipment Manufacturer (OEM) for proprietary items/or on single tender basis due to urgency, compatibility or other reasons. Such single tender procurements are also done through a process of negotiation with prices benchmarked against available price data of same/similar items.

The above transactions are in the course of normal day-to-day business operations and are not considered to be significant keeping in view the size, either individually or collectively.

(g) Outstanding balances arising from sales/purchases of goods and services

The following balances are outstanding at the end of the reporting period in relation to transactions with related parties:

(₹ in Lakh)

Particulars	As at 31.03.2026	As at 31.03.2025
Amounts Payable: -		
1) Power Grid Corporation of India Limited (Holding Company)		
Purchase of goods and services – Consultancy, Manpower on secondment basis.	2,816.18	3,221.33
Reimbursement of expenses	187.74	412.63
Loan from Holding Company	100,791.56	50,259.33
Interest Accrued on Loan	1,584.11	738.36
Total	105,379.59	54,631.65
2) Amounts Payable to Subsidiaries of Holding Company		
A) **Purchase of goods and services – Inventory**		
Powergrid Southern Interconnector Transmission System Limited	0.02	23.96
Powergrid Medinipur Jeerat Transmission Limited	210.98	972.51
Powergrid Mithilanchal Transmission Limited	-	-
Powergrid Jawaharpur Firozabad Transmission Limited	-	-
Powergrid Khetri Transmission System Limited	30.81	32.77

C S D AND CO. LLP Chartered Accountants Gurgaon
POWERGRID ENERGY SERVICES PESL

Powergrid Bhind Guna Transmission Limited	10.26	10.26
Powergrid Ajmer Phagi Transmission Limited	-	5.39
Powergrid Fatehgarh Transmission Limited	-	0.85
Powergrid Rampur Sambhal Transmission Limited	21.19	21.19
Powergrid Meerut Simbhavali Transmission Limited	-	154.23
Total	273.26	1,221.16
Amount Receivable: -		
1) Power Grid Corporation of India Limited (Holding Company)		
Sale of Goods and Services-Solar Energy Sales.	808.81	-
Sale of Goods and Services-Consultancy for Roof Top Solar Projects.	107.73	-
Total	916.54	-
2) Amount Recoverable from Subsidiaries of Holding Company **A) Sale of goods and services- O&M services**		
Powergrid NM Transmission Limited	13.59	13.24
Powergrid Southern Interconnector Transmission System Limited	24.32	23.38
Powergrid Unchahar Transmission Limited	5.17	4.59
Powergrid Medinipur Jeerat Transmission Limited	18.97	79.80
Powergrid Mithilanchal Transmission Limited	28.34	25.93
Powergrid Varanasi Transmission System Limited	9.19	8.22
Powergrid Jawaharpur Firozabad Transmission Limited	29.36	6.84
Powergrid Khetri Transmission System Limited	59.65	28.09
Powergrid Bhuj Transmission Limited	17.88	17.17
Powergrid Bhind Guna Transmission Limited	13.55	11.53
Powergrid Ajmer Phagi Transmission Limited	7.03	6.84
Powergrid Fatehgarh Transmission Limited	11.21	10.88
Powergrid Rampur Sambhal Transmission Limited	33.94	32.83
Powergrid Meerut Simbhavali Transmission Limited	28.83	27.14
Powergrid Ramgarh Transmission Limited	16.98	9.42
Powergrid Bikaner Transmission System Limited	64.12	663.61
Powergrid Sikar Transmission Limited	27.11	217.39
Powergrid Bhadla Transmission Limited	9.37	4.55
Powergrid Aligarh Sikar Transmission Limited	11.16	3.39
Powergrid Gomti Yamuna Transmission Limited	19.50	10.85
Powergrid Neemuch Transmission System Limited	4.79	2.23
Powergrid Narela Transmission Limited	211.12	-
Powergrid Khavda IIC Transmision Limited	104.38	-
Total	**769.56**	**1,207.92**

(h) Transactions with related parties

The following transactions occurred with related parties (excluding taxes):

(₹ in Lakh)

Particulars	**31.03.2026**	**31.03.2025**
Transactions with Holding Company		
Power Grid Corporation of India Ltd		
Reimbursement of expenses	186.24	41.16

Investments Received during the year (Equity/Share application Money)	-	18,487
Purchase of Goods or Services – Manpower on secondment basis	8,992.29	6,810.26
Loan from Holding Company	50,532.23	48,342.87
Interest on Loan	5,722.47	2,442.67
Sale of Goods and Services-Solar Energy Sales.	808.81	-
Sale of Goods and Services-Consultancy for Roof Top Solar Projects.	91.36	-
Transactions with Subsidiary of Holding Company		
A) Sales of Goods or Services- O&M Charges and Consultancy for Roof Top Solar Projects		
Powergrid NM Transmission Limited	410.15	399.48
Powergrid Southern Interconnector Transmission System Limited	813.88	792.98
Powergrid Unchahar Transmission Limited	150.89	150.88
Powergrid Medinipur Jeerat Transmission Limited	2419.94	2,407.96
Powergrid Mithilanchal Transmission Limited	808.56	782.38
Powergrid Varanasi Transmission System Limited	277.12	269.97
Powergrid Jawaharpur Firozabad Transmission Limited	496.75	459.26
Powergrid Khetri Transmission System Limited	876.93	847.57
Powergrid Bhuj Transmission Limited	533.48	518.05
Powergrid Bhind Guna Transmission Limited	296.17	378.83
Powergrid Ajmer Phagi Transmission Limited	209.26	206.35
Powergrid Fatehgarh Transmission Limited	337.07	328.30
Powergrid Rampur Sambhal Transmission Limited	1000.91	970.73
Powergrid Meerut Simbhavali Transmission Limited	936.82	819.02
Powergrid Ramgarh Transmission Limited	506.20	284.34
Powergrid Bikaner Transmission System Limited	1576.45	677.15
Powergrid Sikar Transmission Limited	800.82	221.83
Powergrid Bhadla Transmission Limited	282.85	137.28
Powergrid Aligarh Sikar Transmission Limited	338.22	149.37





Powergrid Gomti Yamuna Transmission Limited	581.37	327.63
Powergrid Neemuch Transmission System Limited	391.06	189.26
Powergrid Narela Transmission Limited	179.96	-
Powergrid Khavda IIC Transmission Limited	499.17	-
Total	**14,724.03**	**11,318.62**
B) Purchase of Goods or Services- Inventory		
Powergrid NM Transmission Limited	-	0.83
Powergrid Southern Interconnector Transmission System Limited	-	23.96
Powergrid Medinipur Jeerat Transmission Limited	-722.51	762.51
Powergrid Mithilanchal Transmission Limited	-	-
Powergrid Varanasi Transmission System Limited	-	-
Powergrid Jawaharpur Firozabad Transmission Limited	-	-
Powergrid Khetri Transmission System Limited	-	1.96
Powergrid Bhuj Transmission Limited	-	-
Powergrid Bhind Guna Transmission Limited	-	-
Powergrid Ajmer Phagi Transmission Limited	-	0.03
Powergrid Fatehgarh Transmission Limited	-	0.85
Powergrid Gomti Yamuna Transmission Limited	5.70	-
Powergrid Meerut Simbhavali Transmission Limited	0.55	-
Total	**-716.26**	**790.14**

38. Segment Information

The Board of Directors is the company's Chief operating decision maker who monitors the operating results of its business segments separately for the purpose of making decisions about resource allocation and performance assessment. One reportable segments have been identified on the basis of product/services. The company has a single reportable segment i.e., Energy Services.

The operations of the company are mainly carried out within the country and therefore there is no reportable geographical segment.

39. Contingent Liabilities and Contingent Assets

There are no contingent liabilities/Assets as on 31st March, 2026 and 31st March, 2025.

POWERGRID ENERGY SERVICES LTD. PESL

S D AND CO. LLP Chartered Accountants Gurgaon

40. Capital and other commitments: -

(Rs in Lakhs)

Particulars	As at 31st March, 2026	As at 31st March, 2025
Estimated amount of contracts remaining to be executed on capital account and not provided for (net of advances)	798.06	4,451.33
Total	**798.06**	**4,451.33**

(Rs in Lakhs)

Particulars	As at 31st March, 2026	As at 31st March, 2025
Estimated amount of contracts remaining to be executed for smart metering project and not provided for (net of advances)	1,31,238.44	1,84,112.64
Total	**1,31,238.44**	**1,84,112.64**

41. Capital Management

A) Risk Management

The company's objectives when managing capital are to

- maximize the shareholder value;
- safeguard its ability to continue as a going concern;
- maintain an optimal capital structure to reduce the cost of capital.

For the purpose of the company's capital management, equity capital includes issued equity capital and all other equity reserves attributable to the equity holders of the company. The company manages its capital structure and makes adjustments in light of changes in economic conditions. To maintain or adjust the capital structure, the company may adjust the dividend payment to shareholders, regulate investments in its projects, return capital to shareholders or issue new shares. The company monitors capital using debt-equity ratio, which is the ratio of long-term debt to total net worth. The company includes within long term debt, interest bearing loans and borrowings and current maturities of long-term debt.

The debt-equity ratio of the Company was as follows: -

(₹ in Lakhs)

Particulars	As at 31st March, 2026	As at 31st March, 2025
Long Term Debt	100,791.56	50,259.33
Equity	42,436.04	33,258.81
Long Term Debt to Equity Ratio	2.38	1.51

No changes were made in the objectives, policies or processes for managing capital during the years ended 31.03.2026 and 31.03.2025.

B) Dividends

(₹ in Lakhs)

Particulars	For the year ended 31.03.2026	For the year ended 31.03.2025
Equity Shares		
Final Dividend for the year ended 31 March 2025 of Rs. 0.40/- (Previous Year Rs. Nil) per fully paid up share	1,130.48	-

42. Earnings per share





Particulars	For the year ended 31.03.2026	For the year ended 31.03.2025
(a) Basic and diluted earnings per share attributable to the equity holders of the company **(Amount in ₹)**	3.65	2.59
(b) Total Earnings attributable to the equity holders of the company **(₹ in Lakhs)**	10,307.71	5,122.45
(c) Weighted average number of shares used as the denominator **(in Lakhs)**	2,826.20	1,976.69

43. Financial Risk Management

The Company's principal financial liabilities comprise loans and borrowings denominated in Indian rupees, trade payables and other payables. The main purpose of these financial liabilities is to finance the Company's capital investments and operations.

The Company's principal financial assets include trade and other receivables, and cash and cash equivalents that are generated from its operations.

The Company's activities expose it to the following financial risks, namely,

A) Credit risk,
B) Liquidity risk,
C) Market Risk.

This note presents information regarding the company's exposure, objectives, policies and processes for measuring and managing these risks.

The management of financial risks by the Company is summarized below:-

A) Credit Risk

Credit risk is the risk that counterparty will not meet its obligations under a financial instrument or customer contract, leading to a financial loss. The Company is exposed to credit risk from its operating activities on account of trade receivables.

A default on a financial asset is when the counterparty fails to make contractual payments within 3 years of when they fall due. This definition of default is determined considering the business environment in which the Company operates and other macro-economic factors.

Assets are written-off when there is no reasonable expectation of recovery, such as a debtor declaring bankruptcy or failing to engage in a repayment plan with the Company. Where loans or receivables have been written off, the Company continues to engage in enforcement activity to attempt to recover the receivable due. Where recoveries are made, these are recognized in the statement of profit and loss.

(i) Trade Receivables and Contract Assets

The company earns its revenue mainly from wholly owned subsidiaries of holding company and govt-controlled entities where the counter party risk is considered to be low. The company evaluates and manages its credit risk by taking into consideration the ageing of dues, nature of customers , credit worthiness of the customers and specific credit circumstances. Since the company has its customers in different states of India geographically there is no concentration of credit risk.

POWERGRID ENERGY

S D AND CO. LLP Chartered Accountants Gurgaon

Contract Assets primarily relates to companies right to consideration for work completed but not billed at the reporting date and have substantially same risk characteristics as the trade receivables for the same type of contract.

(ii) Other Financial Assets (excluding trade receivables and Contract assets)

- **Cash and cash equivalents**

The Company held cash and cash equivalents of ₹ 19.57 lakhs (Previous Year ₹ 5.63 Lakhs). The cash and cash equivalents are held with Scheduled Commercial Bank and do not have any significant credit risk.

- **Deposits with banks and financial institutions**

The Company held deposits with banks and financial institutions of ₹ 45,838.15 Lakh (Previous Year ₹ 37,618.40 Lakh). Term deposits are placed with Scheduled Commercial Bank and have negligible credit risk.

(iii) Exposure to credit risk :- **(₹ in Lakh)**

Particulars	As at 31st March, 2026	As at 31st March, 2025
Financial assets for which loss allowance is measured using 12 months Expected Credit Losses (ECL)		
Cash and Cash equivalents	19.57	5.63
Bank Balance other than Cash & Cash equivalent	45,838.15	37,618.40
Other Current Financial Assets	11,585.53	1,495.51
Other Non-current Financial Assets	59,393.35	12,470.94
Total	**1,16,836.60**	**51,590.48**
Financial assets for which loss allowance is measured using Life time Expected Credit Losses (ECL)		
Trade Receivables	13,682.75	6,391.10

(iv) Provision for expected credit losses

(a) Financial assets for which loss allowance is measured using 12 month expected credit losses

The Company has assets where the counter- parties have sufficient capacity to meet the obligations and where the risk of default is very low. At initial recognition, financial assets (excluding trade receivables and contract assets) are considered as having negligible credit risk and the risk has not increased from initial recognition. Therefore, no loss allowance for impairment has been recognised.

(b) Financial assets for which loss allowance is measured using life time expected credit losses

The Company has customers most of whom are subsidiaries of Holding Company with capacity to meet the obligations and therefore the risk of default is negligible. Further, management believes that the unimpaired amounts that are 30 days past due date are still collectible in full, based on the payment security mechanism in place and historical payment behavior.

Considering the above factors and the prevalent regulations, the trade receivables and contract assets continue to have a negligible credit risk on initial recognition and thereafter on each reporting date.

(v) Aging analysis of trade receivables

The aging analysis of the trade receivables is as below: -





Aging	Unbilled	Not due	0-30 days past due	31-60 days past due	61-90 days past due	91-120 days past due	More than 120 days past due	Total
Gross carrying amount as on 31.03.2026	3,497.47	-	4,904.45	2,266.48	2,281.17	145.88	587.30	13,682.75
Gross carrying amount as on 31.03.2025	3,136.85	-	946.29	950.27	859.76	-	497.93	6,391.10

B) Liquidity Risk

Liquidity risk management implies maintaining sufficient cash and marketable securities and the availability of funding through an adequate amount of committed credit facilities to meet obligations when due. The Company has entered into Inter-Corporate Loan Agreement for Funding of its obligations. For this, Company provided quarterly cashflows in advance to Holding Company with Monthly requirement.

The Company depends on both internal and external sources of liquidity to provide working capital and to fund capital expenditure.

(i) Financing Arrangements

The company had access to the following undrawn borrowing facilities at the end of the reporting period.

(Rs. In Lakhs)

Particulars	As at 31.03.2026	As at 31.03.2025
Expiring beyond one year (Term loan from Holding Company)	99,208.44	1,49,740.67

(ii) Maturities of financial liabilities

The table below analyses the Company's financial liabilities into relevant maturity groupings based on their contractual maturities for all non-derivative financial liabilities.

(₹ in Lakh)

Contractual maturities of financial liabilities	Within a year	Between 1-5 years	Beyond 5 years	Total
As at 31.03.2026				
Borrowings (including interest outflows)*	9,319.49	66,780.77	71,957.49	148,057.75
Trade payables	36,771.83	-	-	36,771.83
Other Financial Liabilities: -			-	-
Lease Liabilities	95.82	432.16	2,841.87	3,369.85
Others	63,956.13	251.81	847.28	65,055.22
Total	**110,143.27**	**67,464.74**	**75,646.64**	**253,254.65**

POWERGRID ENERGY SE... PVT. LTD.

S D AND CO LLP Chartered Accountants Gurgaon

As at 31.03.2025				
Borrowings (including interest outflows)	4,589.45	33,310.56	35,872.93	73,772.94
Trade payables	15,950.86	-	-	15,950.86
Other Financial Liabilities: -				
Lease Liabilities	159.62	412.04	2,957.81	3,529.47
Others	32.612.58	33.76	-	32,646.34
Total	**53,312.51**	**33,756.36**	**38,830.74**	**1,25,899.61**

* For maturities within a year includes only interest outflow on borrowings.

C) Market Risk

Market risk is the risk that the fair value of future cash flows of a financial instrument will fluctuate because of changes in market prices. Market risk comprises two types of risk:

i. Currency risk

ii. Interest rate risk

i) Currency risk

As on Reporting date the Company does not have any exposure to currency risk in respect of foreign currency-denominated loans and borrowings and procurement of goods and services whose purchase consideration is foreign currency.

ii) Interest rate risk

The company has taken borrowings from Parent Company on cost to cost basis. The Company is exposed to interest rate risk because the cash flows associated with floating rate borrowings. The various sources of loans being extended to the company by parent company are Fixed interest and floating interest rate which get reset periodically. The Company manages the interest rate risks by maintaining a debt portfolio of fixed and floating rate borrowings. The Company's interest rate risk is not considered significant; hence sensitivity analysis for the risk is not disclosed.

44. Income Tax expense

This note provides an analysis of the company's income tax expense, and how the tax expense is affected by non-assessable and non-deductible items. It also explains significant estimates made in relation to The Company's tax positions.

(a) Income tax expense -

(₹ in Lakh)

Particulars	**For the year ended 31st March, 2026**	**For the year ended 31st March, 2025**
Current Tax		
Current tax on profits for the year	-	1,908.16
Adjustments for current tax of prior periods	-	32.31
Total current tax expense (A)	**-**	**1,940.47**
Deferred Tax expense		
Origination and reversal of temporary differences	3,482.31	(174.33)
Previously unrecognized tax credit recognized as Deferred tax Asset this year	0.00	0.00
Total deferred tax expense /(benefit) (B)	**3,482.31**	**(174.33)**
Income Tax Expense (A+B)	**3,482.31**	**1,766.14**





(b) Reconciliation of tax expense and the accounting profit multiplied by India's tax rate:

(₹ in Lakh)

Particulars	For the year ended 31st March, 2026	For the year ended 31st March, 2025
Profit/(loss) before income tax expense	13,790.02	6,888.59
Tax using Company's Domestic Tax rate @ 25.168% (Previous Year @ 25.168%)	3,470.67	1,733.72
Tax effect of:		
Add:- Non-Deductible tax items	3,494.39	174.88
Add:- Previous Year Tax Liability	0.00	32.31
Less:- Tax exempt income	0.00	0.00
Less:- Tax effect of past year losses being set off	0.00	0.00
Less:- Tax effect of Others	0.44	0.44
Less:- Deferred Tax (expense)/income	3,482.31	(174.33)
Income tax expense	**3,482.31**	**1,766.14**

45. Disclosure on Ind AS 115 "Revenue from Contracts with Customers"

a) For milestone-based contracts (consultancy contracts), unsatisfied performance obligation is as follows: -

(₹ in Lakh)

Particulars	As at 31st March, 2026	As at 31st March, 2025
Transaction price related to unsatisfied (or partially satisfied) performance obligation	7,286.81	8,289.80
These performance obligations are expected to be satisfied within	2 years	2 years

b) The movement in contract assets (Other than SCA) during the year is as follows:

(₹ in Lakh)

Particulars	As at 31st March, 2026	As at 31st March, 2025
Balance at the beginning	-	-
Add: Revenue recognised during the period	22,386.36	13,820.03
Less: Invoiced/transferred to trade receivables during the period	22,386.36	13,820.03
Balance at the end	-	-

c) **Movement in service concession arrangement during the year**:

The receivable against SCA includes estimated fair value of construction revenue and revenue against operating and maintenance services, that is not realized. The cash flow from financial asset is accounted using fair value of effective interest rate method.

The intrinsic interest element in each collection from Service Concession Arrangements (SCA) is accounted for as "Operating Income". The remaining balance is applied toward recovery of dues from the receivables related to SCA.





(₹ in Lakh)

Particulars	As at 31st March, 2026	As at 31st March, 2025
Opening Balance	13,966.26	-
Add: Contract revenue	83,245.20	16,434.69
Less: Realised/ Accounted in trade receivables during the period	26,284.46	2,468.43
Balance at the end	**70,927.00**	**13,966.26**

d) The movement in contract liability during the year is as follows:

(₹ in Lakh)

Particulars	As at 31st March, 2026	As at 31st March, 2025
Balance at the beginning	8,289.80	2,496.87
Add: Advance billing during the period	2,456.49	6,526.57
Less: Revenue recognised /transferred to trade receivables during the period	3,459.48	733.64
Balance at the end	**7,286.81**	**8,289.80**

f) The entity determines transaction price based on expected value method considering its past experiences of refunds or significant reversals in amount of revenue. In estimating significant financing component, management considers the financing element in-built in the transaction price based on imputed rate of return. Reconciliation of Contracted Price vis-a-vis revenue recognized in profit or loss statement is as follows:

(₹ in Lakh)

Particulars	As at 31st March, 2026	As at 31st March, 2025
Contracted Price	1,05,227.53	29,895.20
Add/ (Less)- Discounts/ rebates provided to customer	-	-
Add/ (Less)- Performance bonus	404.03	359.52
Add/ (Less)- Adjustment for significant financing component	-	-
Add/ (Less)- Other adjustments	-	-
Balance at the end	**1,05,631.56**	**30,254.72**

46. Borrowing cost capitalised during the year is **₹ 162.55 Lakhs** (Previous Year ₹ 1,867.54 Lakh) in the respective carrying amount of Capital work in Progress (CWIP) as per Ind AS 23 'Borrowing Costs'.

47. Based on the information available with the company, there are few suppliers/service providers who are registered as micro, small or medium enterprise under The Micro, Small and Medium Enterprises Development Act,2006 (MSMED Act, 2006). Information in respect of micro and small enterprises as required by Companies Act 2013 and MSMED Act, 2006 is given as under:

S D AND CO. LLP CA Gurgaon Chartered Accountants

POWERGRID ENERGY SERVICES LTD. पीईएसएल PESL

(₹ in Lakh)

Sr. No.	Particulars	Trade Payables		Others	
		As at 31.03.2026	As at 31.03.2025	As at 31.03.2026	As at 31.03.2025
1	Principal amount and interest due thereon remaining unpaid to any supplier as at end of each accounting year:				
	Principal	448.84	441.30	-	-
	Interest	-	-	-	-
2	The amount of Interest paid by the buyer in terms of section 16 of the MSMED Act, 2006 along with the amount of the payment made to the supplier beyond the appointed day during each accounting year	-	-	-	-
3	The amount of interest due and payable for the period of delay in making payment (which have been paid but beyond the appointed day during the year) but without adding the interest specified under MSMED Act, 2006	-	-	-	-
4	The amount of interest accrued and remaining unpaid at the end of each accounting year	-	-	-	-
5	The amount of further interest remaining due and payable even in the succeeding years, until such date when the interest dues as above are actually paid to the small enterprise for the purpose of disallowance as a deductible expenditure under section 23 of the MSMED Act 2006	-	-	-	-

48. Additional Regulatory Information as per Schedule III to the Companies Act, 2013

a) There are no cases of immovable properties where title deeds are not in the name of the company.

b) i. Aging of Capital Work in Progress is as follows:

(₹ in Lakh)

Particulars	<1 Year	1-2 Years	2-3 Years	>3 Years	Total
As at 31.03.2026					
Projects in Progress	135.87	265.94	-	-	401.81





Projects Temporarily in Suspended	-	-	-	-	-
Total	**135.87**	**265.94**	-	-	**401.81**
As at 31.03.2025				-	-
Projects in Progress	42,000.46	11,084.47	342.91	-	53,427.84
Projects Temporarily in Suspended	-	-	-	-	-
Total	**42,000.46**	**11,084.47**	**342.91**	-	**53,427.84**

ii. For capital-work-in progress (CWIP), the completion of Project is neither overdue, nor has exceeded its cost compared to its original plan.

c) The company has no intangible assets under development as at 31.03.2026 (Previous Year Nil). Additionally, the company does not have any Intangible asset under development as at 31.03.2026 (Previous Year Nil), whose completion is overdue or has exceeded its cost compared to its original plan.

d) No proceeding has been initiated or pending against the company for holding any benami property under the Prohibition of Benami Property Transactions Act, 1988 (as amended) and rules made thereunder as at the end of the financial year.

e) The Company is not sanctioned any working capital limit secured against current assets by any Finance Institutions.

f) The company was not declared as a willful defaulter by any bank or financial Institution or other lender during the financial year.

g) The company does not have any transactions or Outstanding balance with struck off companies.

h) The Company does not have any Charges on the Assets of the Company.

i) The company does not have any Subsidiary Company as such provisions with respect to compliance with the number of layers prescribed under clause (87) of section 2 of the Act read with the Companies (Restriction on number of Layers) Rules, 2017 are not applicable during the financial year.

j) Ratios

Ratio	**Numerator**	**Denominator**	**Current Year**	**Previous Year**	**Variance (%age)**	**Reason for variance >25%**
(a) Current Ratio	Current Assets	Current Liabilities	1.23	1.14	8%	
(b) Debt-Equity Ratio	Total Debt	Shareholder's Equity	2.41	1.53	58%	During the year company has raised loan amounting to Rs. 50,532.23 Lakhs for its various projects. Whereas total equity infused in the same time period is Rs. Nil Lakhs.

C S D AND CO. LLP Chartered Accountants Gurgaon

POWERGRID ENERGY SERVICES LTD. पीईएसएल PESL

(c) Debt Service Coverage Ratio	Profit for the period + Depreciation and amortisation expense + Finance costs + FERV + Loss on Sale of Fixed Assets	Finance costs + Lease Payments + Principal Repayments	2.97	3.05	(3%)	
(d) Return on Equity Ratio	Profit for the period	Average Shareholder's Equity	27.00%	24.00%	13%	
(e) Inventory turnover ratio	Revenue from Operations	Average Inventory	1.98	1.25	(85%)	Increase due to increase in revenue due to implementation of SCA as per Appendix "D" IND AS 115
(f) Trade Receivables turnover ratio	Revenue from Operations	Average Trade Receivables (before deducting provision)	10.52	9.09	16%	
(g) Trade payables turnover ratio	Gross Other Expense (–) FERV, Provisions, Loss on disposal of PPE	Average Trade payables	3.26	2.98	9%	
(h) Net capital turnover ratio	Revenue from Operations	Current Assets - Current Liabilities	3.56	2.58	38%	Increase due to increase in inventory due to implementation of SCA as per Appendix "D" IND AS 115
(i)Net profit ratio	Profit for the period	Revenue from Operations	0.10	0.17	(41%)	Increase due to increase in inventory due to implementation of SCA as per Appendix "D" IND AS 115
(j)Return on Capital employed	Earnings before interest and taxes	Tangible Net Worth + Total Debt + Deferred Tax Liability	13.32%	9.03%	48%	The profit during the current year has increased by Rs. 5,185.26 Lakhs whereas no equity has been infused during the current year.
(k) Return on investment	Income from Investment + Capital Appreciation	Average Investments	-	-	-	Company does not have any investment

k) The company has not received/advanced or loaned or invested funds (either borrowed funds or share premium or any other sources or kind of funds) through Intermediaries during the financial year.

l) The Company does not have any transaction that was not recorded in the books of accounts and has been surrendered or disclosed as income during the year in the tax assessments under the Income Tax Act, 1961.

m) The Company has not traded or invested in Cryptocurrency or Virtual Currency during the financial year.

49. Recent accounting pronouncements and amendments:

S D AND CO. LLP Chartered Accountants Gurgaon

POWERGRID ENERGY SERVICES LTD. PESL

i) Amendments to Indian Accounting Standards (Ind AS):

On 07.05.2025 and 13.08.2025, Ministry of Corporate Affairs ("MCA") has notified the Companies (Indian Accounting Standards) Amendment Rules, 2025 applicable from 01.04.2025 introducing amendments to IND AS 1, IND AS 7, IND AS 12, and Ind AS 1. The Company has assessed that the amendments have no effect on the Accounts of the Company.

ii) New Labour Codes

On 20.11.2025, the Central Government issued four separate notifications in the Official Gazette announcing implementation of four labour codes, viz, the code on Wages 2019, the Industrial Relations Code, 2020, the Code on Social Security 2020 and the Occupational Safety, health and Working Conditions Code 2020 (Collectively referred to as the "New Labour Codes"). These new Labour codes replace and consolidate the 29 existing labour laws. The Ministry of Labour and Employment published draft rules and FAQ to enable assessment of the financial impact due to changes in regulations. The company has assessed that the New Labour Codes have no material impact on the accounts of the company.

50. A) Figures have been rounded off to nearest rupee in lakh up to two decimals.

B) Previous year figures have been regrouped/ rearranged wherever considered necessary

As per our report of even date.

For C S D and CO. LLP
Chartered Accountants
Firm Reg.No.- 024501N/N500074

CA Mayank Chawla
Partner
M.No.-554087

Place: Gurgaon
Date : 24.07.26
UDIN: 26554087LVLZY6538 6

For and on behalf of The Board of Directors

Vimla Bhandari
Director
DIN: 09376109
Place: Gurgaon
Date : 24.07.26

Sangeeta Edwards
Director
DIN: 09390841
Place: Gurgaon
Date : 24.07.26

Vikash Chandra Thakur
(Chief Financial Officer)
PAN: ABRPT5542L
Place: Gurgaon
Date : 24.07.26