

INDEPENDENT AUDITOR'S REPORT

TO THE MEMBERS OF POWERGRID MEERUT SIMBHAVALI TRANSMISSION LIMITED

Report on the Audit of Ind-AS Financial Statements

1. Opinion

- A. We have audited the accompanying Standalone Financial Statements of **POWERGRID MEERUT SIMBHAVALI TRANSMISSION LIMITED** ("the Company"), which comprise the Balance Sheet as at **March 31, 2025**, the Statement of Profit and Loss (including other comprehensive income), standalone statement of Changes in Equity and the Statement of Cash Flows for the year ended on that date, and notes to the Financial Statements including a summary of the material accounting policies and other explanatory information (hereinafter referred to as "The Standalone Financial Statements").
- B. In our opinion and to the best of our information and according to the explanations given to us, the aforesaid standalone financial statements give the information required by the Companies Act, 2013 ("Act") in the manner so required and give a true and fair view in conformity with the other accounting principles generally accepted in India, of the state of affairs of the Company as at 31 March 2025, and the total comprehensive income (comprising of profit and other comprehensive income), changes in equity and its cash flows for the year ended on that date .

2. Basis for Opinion

We conducted our audit of the Standalone Financial Statements in accordance with the Standards on Auditing specified under section 143(10) of the Act (SAs). Our responsibilities under those Standards are further described in the Auditor's Responsibilities for the Audit of the Standalone Financial Statements section of our report. We are independent of the Company in accordance with the Code of Ethics issued by the Institute of Chartered Accountants of India (ICAI) together with the independence requirements that are relevant to our audit of the standalone financial statements under the provisions of the Act and the Rules made thereunder, and we



have fulfilled our other ethical responsibilities in accordance with these requirements and the ICAI's Code of Ethics. We believe that the audit evidence we have obtained is sufficient and appropriate to provide a basis for our audit opinion on the Standalone Financial Statements.

3. Key Audit Matters


Key audit matters are those matters that, in our professional judgment, were of most significance in our audit of the Standalone Financial statements of the current period. These matters were addressed in the context of our audit of the Standalone Financial statements as a whole, and informing our opinion thereon, and we do not provide a separate opinion on these Key Audit Matters as per SA 701.

The company is a wholly owned subsidiary of a listed parent but is not a listed entity and there is no law or regulation requires us to report on Key Audit Matters. However, in our professional judgement and based on our detailed discussion with the management, we have determined that there are no key audit matters to communicate in our report.

4. Management's Responsibility for the Standalone Financial Statements

A The Company's Management and Board of Directors are responsible for the matters stated in section 134(5) of the Act with respect to the preparation of these standalone financial statements that give a true and fair view of the state of affairs, profit and other comprehensive income, changes in equity and cash flows of the Company in accordance with the accounting principles generally accepted in India, including the Indian Accounting Standards (Ind AS) specified under section 133 of the Act. The respective Management and Board of Directors of the Company are responsible for maintenance of adequate accounting records in accordance with the provisions of the Act for safeguarding of the assets of the respective company and for preventing and detecting frauds and other irregularities; selection and application of appropriate accounting policies; making judgments and estimates that are reasonable and prudent; and design, implementation and maintenance of adequate internal financial controls that were operating effectively for ensuring accuracy and completeness of the accounting records , relevant to the preparation and presentation of the standalone financial statements that give a true and fair view and are free from material misstatement, whether due to fraud or error, which have been used for the preparation of the standalone financial statements by the Management and Directors of the Company, as aforesaid .

B In preparing the standalone financial statements, the respective Management and Board of Directors of the Company are responsible for assessing the ability of each company to continue as a going concern, disclosing, as applicable, matters related to going concern and using the going concern basis of accounting unless the Board of



Directors either intends to liquidate the company or to cease operations, or has no realistic alternative but to do so.

The Board of Directors are responsible for overseeing the Company's Financial Reporting process.

5. Auditor's Responsibilities for the Audit of the Standalone Financial Statements

- A Our objectives are to obtain reasonable assurance about whether the standalone financial statements as a whole are free from material misstatement, whether due to fraud or error, and to issue an auditor's report that includes our opinion. Reasonable assurance is a high level of assurance, but is not a guarantee that an audit conducted in accordance with SAs will always detect a material misstatement when it exists. Misstatements can arise from fraud or error and are considered material if, individually or in the aggregate, they could reasonably be expected to influence the economic decisions of users taken on the basis of these standalone financial statements.
- B As part of an audit in accordance with SAs, we exercise professional judgment and maintain professional scepticism throughout the audit. We also:
- i) Identify and assess the risks of material misstatement of the standalone financial statements, whether due to fraud or error, design and perform audit procedures responsive to those risks, and obtain audit evidence that is sufficient and appropriate to provide a basis for our opinion. The risk of not detecting a material misstatement resulting from fraud is higher than for one resulting from error, as fraud may involve collusion, forgery, intentional omissions, misrepresentations, or the override of internal control.
 - ii) Obtain an understanding of internal control relevant to the audit in order to design audit procedures that are appropriate in the circumstances. Under section 143(3)(i) of the Act, we are also responsible for expressing our opinion on whether the company has adequate internal financial controls with reference to financial statements in place and the operating effectiveness of such controls.
 - iii) Evaluate the appropriateness of accounting policies used and the reasonableness of accounting estimates and related disclosures made by management
 - iv) Conclude on the appropriateness of management's use of the going concern basis of accounting and, based on the audit evidence obtained, whether a material uncertainty exists related to events or conditions that may cast significant doubt on the Company's ability to continue as a going concern. If we conclude that a material uncertainty exists, we are required to draw attention in our auditor's report to the related disclosures in the Standalone Financial Statements or, if such disclosures are inadequate, to modify our



opinion. Our conclusions are based on the audit evidence obtained up to the date of our auditor's report. However, future events or conditions may cause the Company to cease to continue as a going concern.

v) Evaluate the overall presentation, structure and content of the Standalone Financial Statements, including the disclosures, and whether the Standalone Financial Statements represent the underlying transactions and events in a manner that achieves fair presentation.

- C We communicate with those charged with governance regarding, among other matters, the planned scope and timing of the audit and significant audit findings, including any significant deficiencies in internal control that we identify during our audit.
- D We also provide those charged with governance with a statement that we have complied with relevant ethical requirements regarding independence, and to communicate with them all relationships and other matters that may reasonably be thought to bear on our independence, and where applicable, related safeguards.
- E From the matters communicated with those charged with governance, we determine those matters that were of most significance in the audit of the standalone financial statements of the current period and are therefore the key audit matters. We describe these matters in our auditors' report unless law or regulation precludes public disclosure about the matter or when, in extremely rare circumstances, we determine that a matter should not be communicated in our report because the adverse consequences of doing so would reasonably be expected to outweigh the public interest benefits of such communication.

II. Report on Other Legal and Regulatory Requirements

1. As required by Section 143(3) of the Act, based on our audit we report that:

- A. We have sought and obtained all the information and explanations which to the best of our knowledge and belief were necessary for the purpose of Audit, except for the detailed list of assets given on lease.
- B. In our opinion, proper books of account as required by law have been kept by the Company so far as it appears from our examination of those books;
- C. The standalone balance sheet, the standalone statement of profit and loss (including other comprehensive income), the standalone statement of changes in equity and the standalone statement of cash flows dealt with by this Report are in agreement with the relevant books of account.



- D. In our opinion, the aforesaid standalone financial statements comply with the Ind AS specified under Section 133 of the Act, read with the relevant rules issued thereunder;
- E. In view of exemption given vide notification no. G.S.R. 463(E) dated June 5, 2015, issued by Ministry of Corporate Affairs, provisions of Section 164(2) of the Act regarding disqualification of Directors, are not applicable to the Company;
- F. With respect to the adequacy of the internal financial controls with reference to financial statements of the Company and the operating effectiveness of such controls, refer to our separate Report in "**Annexure A**".
- G. Pursuant to notification no. G.S.R. 463(E) dated June 5, 2015, issued by Ministry of Corporate Affairs, provisions of Section 197 of the Act, are not applicable to the Company, being a government Company, and;
- H. With respect to the other matters to be included in the Auditor's Report in accordance with Rule 11 of the Companies (Audit and Auditors) Rules, 2014, as amended in our opinion and to the best of our information and according to the explanations given to us:
- i. The Company does not have any pending litigations which would impact its Financial Position.
 - ii. The Company did not have any long-term contracts including derivative contracts for which there were any material foreseeable losses.
 - iii. There were no amounts which were required to be transferred, to the Investor Education and Protection Fund by the Company.
 - iv.
 - a. The Management has represented that, to the best of its knowledge and belief, no funds(which are material either individually or in aggregate) have been advanced or loaned or invested (either from borrowed funds or share premium or any other sources or kind of funds) by the company to or in any other person or entity including foreign entity ("Intermediaries"), with understanding, whether recorded in writing or otherwise, that the Intermediary shall, whether directly or indirectly, lend or invest in other person or entities identified in any other manner whatsoever by or on behalf of the company ("Ultimate Beneficiaries") or provide any guarantee, security or the like on behalf of the Ultimate Beneficiaries.
 - b. The Management has represented that, to the best of its knowledge and belief, no funds(which are material either individually or in aggregate) have been received by the company from any person or entity, including foreign entity ("Funding Parties"), with the understanding, whether recorded in writing or otherwise, that the Company shall, whether directly or indirectly, lend or invest in other person or entities identified in any other manner whatsoever by or on behalf of the Funding Party ("Ultimate Beneficiaries") or provide any guarantee, security or the like on behalf of the Ultimate Beneficiaries.



- c. Based on the audit procedures that has considered reasonable and appropriate in the circumstances, nothing has come to our notice that has cause us to believe that the representations under sub clause (i) and (ii) of Rule 11(e), as provided under (a) and (b) above, contain any material misstatement.
- v. There is no dividend declared or paid during the year by the company in accordance with Section 123 of the Companies Act, 2013, as applicable.
- vi. The reporting under Rule 11(g) of the Companies (Audit and Auditors) Rules, 2014 is applicable from 1 April 2023.

Based on our examination, which included test checks, the Company has used accounting software for maintaining its books of account for the financial year ended March 31, 2025 which has a feature of recording audit trail (edit log) facility and the same has operated throughout the year for all relevant transactions recorded in the software. Further, during the course of our audit we did not come across any instance of the audit trail feature being tampered with.

2. In terms of Section 143(5) of the companies Act, 2013, we give in "**Annexure B**", our audit report on the directions issued by the Comptroller and Auditor General of India.

3. As required by the Companies (Auditor's Report) Order, 2020 ("the Order") issued by the Central Government in terms of Section 143(11) of the Act, we give in "**Annexure C**" a statement of the matters specified in paragraphs 3 and 4 of the Order.

For Bubber Jindal & Co.

Chartered Accountants

Firm Registration No.: 000399M

VIVEK

Digitally signed
by VIVEK BUBBER

BUBBER


Date: 2025.09.02
19:29:01 +05'30'

CA Vivek Bubber

Partner

Membership No. 098917

UDIN: 25098917BMMTKT5623



Place: - New Delhi

Date: 2nd September 2025

Annexure "A" to the Independent Auditor's Report

As referred to in our Independent Auditors' Report to the members of the **M/s POWERGRID MEERUT SIMBHAVALI TRANSMISSION LIMITED** ("the Company"), on the Standalone Financial Statements for the year ended 31st March 2025

Report on the Internal Financial Controls Over Financial Reporting under Clause (i) of Subsection 3 of Section 143 of the Companies Act, 2013 (the "Act")

We have audited the Internal Financial Controls Over Financial Reporting of the Company as of 31 March 2025 in conjunction with our audit of the standalone financial statements of the Company for the year ended on that date.

Management's Responsibility for Internal Financial Controls Over Financial Reporting

The Company's management and the Board of Directors is responsible for establishing and maintaining Internal Financial Controls based on the Internal Financial Controls Over Financial Reporting with reference to standalone financial statements criteria established by the Company considering the essential components of internal control stated in the Guidance Note. These responsibilities include the design, implementation and maintenance of adequate internal financial controls that were operating effectively for ensuring the orderly and efficient conduct of its business, including adherence to company's policies, the safeguarding of its assets, the prevention and detection of frauds and errors, the accuracy and completeness of the accounting records, and the timely preparation of reliable financial information, as required under the Companies Act, 2013.

We note that the board of the company has approved to operate and manage the financial reporting process of the company through group company employees deputed by the parent company and that the company does not have any employee on its role. The financial statements and related information and reports produced for our audit are prepared and presented under the control of corporate financial reporting team and the management of the company has confirmed that they comply with the internal financial control over financial reporting as adopted by the parent company.

Meaning of Internal Financial Controls Over Financial Reporting with reference to standalone financial statements

A Company's Internal Financial Controls Over Financial Reporting with reference to standalone financial statements is a process designed to provide reasonable assurance regarding the reliability of financial reporting and the preparation of financial statements for external purposes in accordance with generally accepted accounting principles. A company's internal financial control with reference to standalone financial statements includes those policies and procedures that



(1) pertain to the maintenance of records that, in reasonable detail, accurately and fairly reflect the transactions and dispositions of the assets of the company;

(2) provide reasonable assurance that transactions are recorded as necessary to permit preparation of financial statements in accordance with generally accepted accounting principles, and that receipts and expenditures of the company are being made only in accordance with authorisations of management and directors of the company; and

(3) provide reasonable assurance regarding prevention or timely detection of unauthorised acquisition, use, or disposition of the company's assets that could have a material effect on the standalone financial statements.

Inherent Limitations of Internal Financial Controls Over Financial Reporting

Because of the inherent limitations of Internal Financial Controls Over Financial Reporting with reference to standalone financial statements, including the possibility of collusion or improper management override of controls, material misstatements due to error or fraud may occur and not be detected. Also, projections of any evaluation of the internal financial controls with reference to standalone financial statements to future periods are subject to the risk that the internal financial control with reference to standalone financial statements may become inadequate because of changes in conditions, or that the degree of compliance with the policies or procedures may deteriorate.

Opinion

In our opinion, the Company has, in all material respects, an adequate Internal Financial Controls Over Financial Reporting with reference to standalone financial statements and such Internal Financial Controls Over Financial Reporting were operating effectively as at 31 March 2025, based on the internal financial controls over financial reporting with reference to standalone financial statements criteria established by the Company considering the essential components of internal control stated in the Guidance Note on Audit of Internal Financial Controls Over Financial Reporting issued by the Institute of Chartered Accountants of India.

For Bubber Jindal & Co.

Chartered Accountants

Firm Registration No.- 000399N

VIVEK

Digitally signed by
VIVEK BUBBER
Date: 2025.09.02
19:31:17 +05'30'

BUBBER

CA Vivek Bubber

Partner

Membership No. 098917

UDIN: 25098917BMMTKT5623



Place: - New Delhi

Date: 2nd September 2025

H.O. Address : 4940/55, 1st Floor, 106-107, Brij Mohan Marg, Darya Ganj New Delhi-110002
Mobile : 9810997035, 9810194932, Landline : 011-47535128, Email : delhi_bjc@yahoo.com

Annexure – 'B' to Independent Auditor' Report

As referred to in our Independent Auditors' Report to the Members of the **M/s POWERGRID Meerut Simbhavali Transmission Limited** ('The Company'), on the Standalone Financial Statements for the Year Ended 31st March 2025, we report that:

| Sl.No. | Directions u/s 143(5) of the Companies Act, 2013 | Auditor's reply on action taken on the directions | Impact on Financial Statement |
|--------|--|---|-------------------------------|
| 1 | Whether the company has system in place to process all the accounting transactions through IT system? If yes, then the implications of accounting transaction outside IT system on the integrity of accounts along with the financial implications, if any, may be stated. | The Company is having ERP system (SAP) in place for processing all accounting transactions. Based on our verification, no accounting transaction is being recorded/ processed other than through the ERP system in place. | NIL |
| 2 | Whether there is any restructuring of any existing loan or cases of waiver/write off of debts/loans/interest etc. made by a lender to the company due to the company's inability to repay the loan? if yes, the financial impact may be stated. | Based on our verification and explanations and information given to us, there were no cases of restructuring of an existing loan or cases of waiver/ write off of debts/loans/interest etc. made by a lender to the Company due to the Company's inability to repay the loan. During the financial year, there were no cases of restructuring of an existing loan or cases of waiver/write off of debts/loans/ interest etc.. | NIL |
| 3 | Whether funds received/receivable for specific schemes from Central/State agencies were properly accounted for/utilized as per its term and conditions? List the cases of deviation | No fund has been received from Central/State agencies. | NIL |

For Bubber Jindal & Co.

Chartered Accountants

FRN-000399N

VIVEK
BUBBER

Digitally signed
by VIVEK BUBBER
Date: 2025.09.02
19:32:52 +05'30'

Vivek Bubber

Partner

Membership No. 098917

UDIN: 25098917BMMTKT5623



Place: - New Delhi

Date: 2nd September 2025

The Annexure "C" referred to in our Independent Auditors' Report of even date to the members of POWERGRID MEERUT SIMBHAVALI TRANSMISSION LIMITED on the financial statements for the year ended 31st March 2025

To the best of our information and according to the explanations provided to us by the company and the books of account and records examined by us in the normal course of audit, we state that:

- i. In respect of Company's Property, Plant and Equipment and Intangible Assets:
 - (a) 1. The company has maintained proper records showing full particulars, including quantitative details and situation of Property, Plant and Equipment.

2. The company has no intangible assets and hence reporting under clause 3(i)(a)(2) is not applicable.
 - (b) Property, Plant and Equipment have been physically verified by the management at the end of the year through internal auditor, as per the defined periodicity and no material discrepancies were noticed on such verification.
 - (c) Based on our examination, the Company does not have any immovable property disclosed under Property, Plant & Equipment in the financial statements as at the balance sheet date.
 - (d) The company has not revalued any of its Property, Plant and Equipment and Intangible Assets during the year.
 - (e) According to the information and explanations given to us, no proceedings have been initiated or is pending against the Company during the year for holding any benami property under the Benami Transactions (Prohibition) Act, 1988 (45 of 1988) and rules made thereunder.
- ii. (a). The Company does not have any inventory and hence reporting under clause 3(ii)(a) of the Order is not applicable.

(b) The company has not obtained working capital limits in excess of five crore rupees, in aggregate, at any point of time during the year, from banks or financial institutions on the basis of security of current assets and hence reporting under clause 3 (ii)(b) of the order is not applicable.
- iii. According to the information and explanations given to us, the Company has not made investments in, provided any guarantee or security or granted any loans or advances in the nature of loans, secured or unsecured, to companies, firms, Limited Liability Partnerships or any other parties. Accordingly, paragraph 3(iii) is not applicable to the company. We further report that bank guarantees given as a part of contractual obligations of the company towards its normal course of business are not considered as guarantees given in the nature of loans for the purpose of reporting under this clause.



- iv. In our Opinion and according to information and explanations given to us, the Company has not given any loans, made any investments, or provided any guarantees and securities in pursuance of provisions of section 185 and 186 of the Companies Act, 2013. Consequently, the applicable provisions of the section were not applicable.
- v. In our Opinion and according to information and explanations given to us, the Company has not accepted deposits as per the directives issued by the Reserve Bank of India and the provisions of Sections 73 to 76 or any other relevant provisions of the Act and the rules framed thereunder. Accordingly, paragraph 3 (v) of the Order is not applicable to the Company.
- vi. According to the information and explanations given to us, the Company is required to maintain cost records under Section 148(1) of the Companies Act, 2013 as prescribed by the Central Government for the services provided by it and has appointed a Cost Auditor for the financial year 2024-25. Cost audit has not been conducted till the signing of our audit report. We have, however, not carried out a detailed examination of such cost records with a view to determine whether they are accurate or complete.
- vii. In respect of Statutory Dues:

(a) In our Opinion, the Company has generally been regular in depositing undisputed statutory dues including Goods and Services Tax, Provident Fund, Employees' State Insurance, Income-tax, Sales-tax, Service Tax, Duty of customs, Duty of Excise, Value added tax, Cess and other material statutory dues applicable to it with the appropriate authorities.

There were no Undisputed amounts payable in respect of outstanding statutory dues were in arrears as at 31st March, 2025 for a period of more than six months from the date they became payable.

There are no amounts payable in respect of Goods and Services Tax, income tax, sales tax, service tax, duty of customs, duty of excise, value added tax which have not been deposited on account of any disputes.

(b) According to the information and explanations given to us, there are no dues of Income tax, Sales tax, Duty of customs, Duty of excise, Goods and Service tax and Value added tax as at 31 March 2025, which have not been deposited with the appropriate authorities on account of any dispute.

- viii. According to the information and explanations given to us, there are no transactions which have not been recorded in the books of account but have been surrendered or disclosed as income in the tax assessments under the Income Tax Act, 1961 (43 of 1961) during the year.

- ix. In our opinion, based on examination of records and according to information and explanation given to us-

(a) The Company has not defaulted in repayment of loans or other borrowings or in the payment of interest to its financial institutions, bankers and dues to Bond Holders.

(b) The Company has not declared willful defaulter by any bank or financial institution or other lender.



- (c) Term Loan (received only from the Parent Company) have been applied for the purposes for which loans were obtained.
- (d) On an overall examination of the standalone financial statements of the company, funds raised on short-term basis (received only from Parent Company) have, prima facie, not been used during the year for long term purposes by the company.
- (e) The Company does not have any Subsidiary, Joint Ventures or Associates. Accordingly, Paragraph 3(ix)(e) and 3(ix)(f) are not applicable to the company.
- x. (a) The Company has not raised any money by way of initial public offer or further public offer (including debt instruments) during the year. Hence, paragraph 3 (x)(a) of the order is not applicable.
- (b) In our opinion and according to the information and explanations given to us and represented by management, the Company has not made any preferential allotment or Private Placement of shares during the year hence reporting under clause 3(x) (b) of the order is not applicable.
- xi. (a) During the course of our examination of the books and records of the Company, carried out in accordance with the generally accepted auditing practices in India, and according to the information and explanations given to us, we have neither come across any instance of material fraud by the Company or on the Company by its officers or employees, noticed or reported during the year, nor have we been informed of any such case by the management.
- (b) According to the information and explanations given to us and to the best of our knowledge, no report under sub-section (12) of section 143 of the Act has been filed in Form ADT- 4 as prescribed under rule 13 of Companies (Audit and Auditor's) Rules, 2014 with the Central Government, during the year and upto the date of this report.
- (c) As represented to us by the management, there are no whistle blower complaints received by the Company during the year.
- xii. The Company is not a Nidhi Company, hence reporting under Clause (xii) of paragraph 3 of the order is not applicable.
- xiii. In our opinion, all transactions with the related parties are in compliance with sections 177 and 188 of Companies Act, 2013 where applicable and the details of such transactions have been disclosed in the Standalone Financial Statements under Note no. 37 as required by the applicable Indian Accounting Standards.
- xiv. (a) In our opinion the Company has an adequate internal audit system commensurate with the size and the nature of its business.
- (b) We have taken into consideration, the internal audit reports for the period under audit issued to the Company till the date while determining the nature, timing and extent of audit procedures.



- xv. According to the information and explanations given by the management, the Company has not entered into any non-cash transactions with directors or persons connected with them as referred to in section 192 of the Act. Thus, paragraph 3(xv) of the Order is not applicable to the Company.
- xvi. In our opinion, the company is not required to be registered under section 45-IA of the Reserve Bank of India Act, 1934. Hence, reporting under clause (xvi) (a), (b), (c) and (d) of paragraph 3 of the Order is not applicable.
- xvii. In our opinion and according to information and explanation given to us, the company has not incurred cash losses during the financial year covered by our audit.
- xviii. There has been no resignation of the statutory auditors of the company during the year.
- xix. According to the information and explanations given to us and on the basis of the financial ratios, ageing and expected dates of realization of financial assets and payment of financial liabilities, other information accompanying the Ind AS financial statements, our knowledge of the Board of Directors and management plans and based on our examination of the evidence supporting the assumptions, nothing has come to our attention, which causes us to believe that any material uncertainty exists as on the date of the audit report that the Company is not capable of meeting its liabilities existing at the date of Balance Sheet as and when they fall due within a period of one year from the Balance Sheet date. We, however, state that this is not an assurance as to the future viability of the Company. We further state that our reporting is based on the facts up to the date of the audit report and we neither give any guarantee nor any assurance that all liabilities falling due within a period of one year from the Balance Sheet date, will get discharged by the Company as and when they fall due.
- xx. Based on requirements as stipulated by the provisions of Section 135, the company is required to spend the amount on Corporate Social Responsibility (CSR) activities during the Financial Year and the same is disclosed under Note no 35. The company has spent Rs.31.20 Lakhs on CSR activity. The company is carrying forward Rs.5.87 Lakhs on account of excess spending on CSR Activity.
- xxi. The company has not made investments in the subsidiary company. Therefore, the company does not require to prepare a consolidated financial statement. Hence, the reporting under Clause (xxi) of paragraph 3 of the order is not applicable.


For Bubber Jindal & Co.

Chartered Accountants

FRN: 000399N

VIVEK
BUBBER

Digitally signed
by VIVEK BUBBER
Date: 2025.09.02
19:35:05 +05'30'



CA Vivek Bubber

Partner

Membership No. 098917

UDIN: 25098917BMMTKT5623

Place: - New Delhi

Date: 2nd September 2025



BUBBER JINDAL & COMPANY

Chartered Accountants

H.O. Address : 4940/55, 1st Floor, 106-107, Brij Mohan Marg, Darya Ganj New Delhi-110002
Mobile : 9810997035, 9810194932, Landline : 011-47535128, Email : delhi_bjc@yahoo.com

Compliance Certificate

We have conducted the audit of the annual accounts of PowerGrid Meerut Simbhavali Transmission Limited for the year ended 31st March 2025 in accordance with the directions / sub-directions issued by the C&AG of India under Section 143(5) of the Companies Act, 2013 and certify that we have complied with all the Directions/Sub-directions issued to us.

For Bubber Jindal & Co.

Chartered Accountants

FRN-000399N

VIVEK Digitally
signed by
VIVEK BUBBER
Date:
2025.09.02
19:37:53
+05'30'



CA Vivek Bubber

Partner

Membership No. 098917

UDIN: 25098917BMMTKT5623

Place: - New Delhi

Date: 2nd September 2025

POWERGRID Meerut Simbhavali Transmission Limited
CIN : U40106DL2019GOI351476
B-9, Qutab Institutional Area, Katwaria Sarai, New Delhi, 110016
Balance Sheet as at 31 March, 2025

| (₹ In Lakh) | | | | |
|---|--------------------|----------------------|------------------------------------|---|
| Particulars | Note | As at 31 March, 2025 | As at 31 March, 2024 (Restated) | Opening Balance as on 01 April, 2023 (Restated) |
| ASSETS | | | | |
| Non-current assets | | | | |
| (a) Property, plant & equipment | 4 | 36.34 | 47.47 | 1,873.15 |
| (b) Capital work in progress | 5 | - | - | 99,598.90 |
| (c) Financial assets | | | | |
| (i) Other non-current financial assets | 6 | 1,02,254.78 | 1,04,331.43 | 4,487.65 |
| (d) Other non-current assets | 7 | 322.83 | 277.82 | 803.10 |
| | | 1,02,613.95 | 1,04,656.72 | 1,06,768.97 |
| Current assets | | | | |
| (a) Financial assets | | | | |
| (i) Trade receivables | 8 | 1,232.89 | 1,329.45 | |
| (ii) Cash and cash equivalents | 9 | 1.33 | 0.11 | 9.96 |
| (iii) Bank Balances other than Cash and cash equivalents | 10 | 1.54 | 107.18 | |
| (iv) Other current financial assets | 11 | 13,521.88 | 13,506.96 | 149.78 |
| (b) Other current assets | 12 | 5.87 | 126.09 | 126.10 |
| | | 14,763.51 | 15,069.79 | 285.84 |
| Total Assets | | 1,17,377.46 | 1,19,726.51 | 1,07,054.81 |
| EQUITY AND LIABILITIES | | | | |
| Equity | | | | |
| (a) Equity Share capital | 13 | 20,598.00 | 20,598.00 | 19,513.00 |
| (b) Other Equity | 14 | 5,035.33 | 2,730.11 | -18.35 |
| | | 25,633.33 | 23,328.11 | 19,494.65 |
| Liabilities | | | | |
| Non-current liabilities | | | | |
| (a) Financial liabilities | | | | |
| (i) Borrowings | 15 | 84,260.79 | 84,763.29 | 78,922.27 |
| (b) Deferred tax liabilities (net) | 16 | 1,702.30 | 956.34 | |
| (c) Other non-current liabilities | 17 | 50.00 | 50.00 | |
| | | 86,013.09 | 85,769.63 | 78,922.27 |
| Current liabilities | | | | |
| (a) Financial liabilities | | | | |
| (i) Borrowings | 18 | 2,956.84 | 6,650.00 | 1,169.34 |
| (ii) Trade payables | 19 | | | |
| (a) Total Outstanding dues of micro & small enterprises | | - | - | |
| (b) Total Outstanding dues of creditors other than micro & small enterprises | | 53.02 | 22.56 | |
| (iii) Other current financial liabilities | 20 | 2,645.81 | 3,953.08 | 7,289.46 |
| (b) Other current liabilities | 21 | 75.37 | 3.13 | 179.09 |
| | | 5,731.04 | 10,628.77 | 8,637.89 |
| Total Equity and Liabilities | | 1,17,377.46 | 1,19,726.51 | 1,07,054.81 |

The accompanying notes (1 to 47) form an integral part of financial statements

As per our report of even date

For Bubber Jindal & Co.

Chartered Accountants

Firm Regn. No. 000399N

VIVEK
BUBBER

Vivek Bubber

Partner

Mem. No. 098917

Place: New Delhi

Date: 02 September, 2025

For and on behalf of the Board of Directors

ASHOK
KUMAR
BEHERA

A K Behera

Chairperson

DIN: 09554733

Place: Gurugram

Date: 02 September, 2025

Manish
Kumar

Manish Kumar

Additional Director

DIN: 11069723

Place: Gurugram

Date: 02 September, 2025

Ravinder

Ravinder

Chief Financial Officer

PAN: BRDPP0098A

Place: Gurugram

Date: 02 September, 2025

ANJALI
BALDEOPRAS
AD MAHULE

Anjali Mahule

Company Secretary

Mem. No. A51903

Place: Gurugram

Date: 02 September, 2025

POWERGRID Meerut Simbhavali Transmission Limited
CIN : U40106DL2019GOI351476
B-9, Qutab Institutional Area, Katwaria Sarai, New Delhi, 110016
Statement of Profit and Loss For the Year ended 31 March, 2025

(₹ In Lakh)

| Particulars | Note | For the Year ended 31 March, 2025 | For the Year ended 31 March, 2024 (Restated) |
|--|--------------------|-----------------------------------|--|
| Revenue From Operations | 22 | 11,259.56 | 10,227.06 |
| Other Income | 23 | 50.72 | 1.83 |
| Total Income | | 11,310.28 | 10,228.89 |
| EXPENSES | | | |
| Finance costs | 24 | 7,166.64 | 5,581.37 |
| Depreciation and amortization expense | 25 | 11.14 | 11.16 |
| Other expenses | 26 | 1,081.33 | 925.38 |
| Total expenses | | 8,259.11 | 6,517.91 |
| Profit/(loss) before tax | | 3,051.17 | 3,710.98 |
| Tax expense: | | | |
| Current tax | | - | - |
| Deferred tax | | 745.96 | 962.51 |
| Total tax expenses | | 745.96 | 962.51 |
| Profit for the period | | 2,305.21 | 2,748.47 |
| Other Comprehensive Income | | - | - |
| Total Comprehensive Income for the period | | 2,305.21 | 2,748.47 |
| Earnings per equity share (Par value ₹10/- each): | | | |
| Basic and Diluted (in ₹) | | 1.12 | 1.33 |

The accompanying notes (1 to 47) form an integral part of financial statements

As per our report of even date

For Bubber Jindal & Co.

Chartered Accountants

Firm Regn. No. 000399N

VIVEK
Digitally signed by VIVEK
 BUBBER
 Date: 2025.09.02 18:40:26
 +05'30'

Vivek Bubber

Partner

Mem. No. 098917

Place: New Delhi

Date: 02 September, 2025

For and on behalf of the Board of Directors

ASHOK
Digitally signed by
 ASHOK KUMAR
 BEHERA
 Date: 2025.09.02
 14:38:33 +05'30'

A K Behera

Chairperson

DIN: 09554733

Place: Gurugram

Date: 02 September, 2025

Ravinder
Digitally signed by
 Ravinder
 Date: 2025.09.02
 14:29:43 +05'30'

Ravinder

Chief Financial Officer

PAN: BRDPP0098A

Place: Gurugram

Date: 02 September, 2025

Manish
Digitally signed
 by Manish Kumar
 Date: 2025.09.02
 14:35:53 +05'30'

Manish Kumar

Additional Director

DIN: 11069723

Place: Gurugram

Date: 02 September, 2025

ANJALI
Digitally signed by ANJALI
 BALDEOPRAS
 AD MAHULE
 Date: 2025.09.02 14:44:53
 +05'30'

Anjali Mahule

Company Secretary

Mem. No. A51903

Place: Gurugram

Date: 02 September, 2025

POWERGRID Meerut Simbhavali Transmission Limited
CIN : U40106DL2019GOI351476
B-9, Qutab Institutional Area, Katwaria Sarai, New Delhi, 110016
Statement of Cash Flows For the Year ended 31 March, 2025

(₹ In Lakh)

| Sl. No. | Particulars | For the Year ended 31 March, 2025 | For the Year ended 31 March, 2024 (Restated) |
|----------|--|-----------------------------------|--|
| A | CASH FLOW FROM OPERATING ACTIVITIES | | |
| | Profit Before Tax | 3,051.17 | 3,710.98 |
| | Adjustment for : | | |
| | Interest income on deposits at bank | (50.72) | (0.76) |
| | Depreciation & amortization expenses | 11.14 | 11.16 |
| | Finance Costs | 7,166.64 | 5,581.37 |
| | Other Adjustments | (113.20) | - |
| | | 7,013.86 | 5,591.77 |
| | Operating profit before Changes in Assets and Liabilities | 10,065.03 | 9,302.75 |
| | Adjustment for Changes in Assets and Liabilities: | | |
| | (Increase)/Decrease in Trade Receivables | 96.56 | (1,329.45) |
| | (Increase)/Decrease in Other Current Assets | 120.22 | |
| | Increase/(Decrease) in Liabilities & Provisions | 102.70 | (127.70) |
| | (Increase)/Decrease in Other financial assets | 2,174.94 | (8,837.15) |
| | (Increase)/Decrease in Other Non-current Assets | (127.54) | 159.71 |
| | | 2,366.88 | (10,134.59) |
| | Cash generated from operations | 12,431.91 | (831.84) |
| | Direct Taxes (paid)/refund | (5.00) | 10.74 |
| | Net Cash from Operating Activities | 12,426.91 | (821.10) |
| B | CASH FLOW FROM INVESTING ACTIVITIES | | |
| | Property, Plant & Equipment, Intangible Assets and Capital Work in Progress (including Advances for Capital Expenditure) | (1,746.94) | (4,446.69) |
| | -Bank Deposits | 105.64 | 344.26 |
| | -Interest received on deposits at bank | 50.72 | (107.18) |
| | -Surcharge received | - | 0.76 |
| | Net Cash used in Investing Activities | (1,590.58) | (4,208.85) |
| C | CASH FLOW FROM FINANCING ACTIVITIES | | |
| | Issue of Shares | - | 1,085.00 |
| | Proceeds from Borrowings | | |
| | Non Current | 2,139.34 | 11,321.68 |
| | Current | 4,070.00 | - |
| | Repayment of Borrowings | | |
| | Current | (10,405.00) | - |
| | Finance Costs paid | (6,639.45) | (7,386.58) |
| | Net Cash used in Financing Activities | (10,835.11) | 5,020.10 |
| D | Net change in Cash and Cash equivalents (A+B+C) | 1.22 | (9.85) |
| E | Cash and Cash equivalents (Opening balance) | 0.11 | 9.96 |
| F | Cash and Cash equivalents (Closing balance) | 1.33 | 0.11 |

The accompanying notes (1 to 47) form an integral part of financial statements

Further Notes

Note 1 - Cash and cash equivalents consist of balances with banks.

Note 2 - Previous Year Figures have been re-grouped/re-arranged wherever necessary.

As per our report of even date

For Bubber Jindal & Co.

Chartered Accountants

Firm Regn. No. 000399N

VIVEK Digitally signed by
BUBBER VIVEK BUBBER
Date: 2025.09.02
18:50:03 +05'30'

Vivek Bubber

Partner

Mem. No. 098917

Place: New Delhi

Date: 02 September, 2025

For and on behalf of the Board of Directors

ASHOK Digitally signed by
KUMAR ASHOK KUMAR
BEHERA BEHERA
Date: 2025.09.02
14:38:51 +05'30'

A K Behera

Chairperson

DIN: 09554733

Place: Gurugram

Date: 02 September, 2025

Ravinder Digitally signed by
er Ravinder
Date: 2025.09.02
14:30:00 +05'30'

Ravinder

Chief Financial Officer

PAN: BRDPP0098A

Place: Gurugram

Date: 02 September, 2025

Manish Digitally signed by
Kumar Manish Kumar
Date: 2025.09.02
14:36:10 +05'30'

Manish Kumar

Additional Director

DIN: 11069723

Place: Gurugram

Date: 02 September, 2025

ANJALI Digitally signed by
BALDEOPRASAD ANJALI
AD MAHULE AD MAHULE
Date: 2025.09.02 14:25:22
+05'30'

Anjali Mahule

Company Secretary

Mem. No. A51903

Place: Gurugram

Date: 02 September, 2025

POWERGRID Meerut Simbhavali Transmission Limited
CIN : U40106DL2019GOI351476
B-9, Qutab Institutional Area, Katwaria Sarai, New Delhi, 110016
Statement of Changes in Equity For the Year ended 31 March, 2025

A. Equity Share Capital **(₹ In Lakh)**

| | |
|---------------------------------|------------------|
| As at 01 April, 2024 | 20,598.00 |
| Changes in equity share capital | - |
| As at 31 March, 2025 | 20,598.00 |
| As at 01 April, 2023 | 19,513.00 |
| Changes in equity share capital | 1,085.00 |
| As at 31 March, 2024 | 20,598.00 |

B. Other Equity **(₹ In Lakh)**

| Particulars | Reserves and Surplus | | Total |
|--|------------------------|-------------------|-----------------|
| | Self Insurance Reserve | Retained Earnings | |
| As at 01 April, 2024 | 43.18 | 2,686.93 | 2,730.11 |
| Total Comprehensive Income for the year | - | 2,305.21 | 2,305.21 |
| Transfer to Self Insurance Reserve | 43.49 | (43.49) | - |
| As at 31 March, 2025 | 86.67 | 4,948.65 | 5,035.32 |
| As at 01 April, 2023 | - | (18.36) | (18.36) |
| Total Comprehensive Income for the year | - | 2,748.47 | 2,748.47 |
| Transfer to Self Insurance Reserve | 43.18 | (43.18) | - |
| As at 31 March, 2024 | 43.18 | 2,686.93 | 2,730.11 |

The accompanying notes (1 to 47) form an integral part of financial statements
Refer to Note 14 for nature and movement of Reserve and Surplus.

As per our report of even date

For Bubber Jindal & Co.

Chartered Accountants

Firm Regn. No. 000399N

VIVEK Digitally signed
by VIVEK BUBBER
Date: 2025.09.02
19:00:46 +05'30'

BUBBER

Vivek Bubber

Partner

Mem. No. 098917

Place: New Delhi

Date: 02 September, 2025

For and on behalf of the Board of Directors

ASHOK Digitally signed
by ASHOK
KUMAR KUMAR BEHERA
Date: 2025.09.02
14:39:06 +05'30'

A K Behera

Chairperson

DIN: 09554733

Place: Gurugram

Date: 02 September, 2025

Ravin Digitally signed
by Ravinder
Date: 2025.09.02
14:30:16 +05'30'

Ravinder

Chief Financial Officer

PAN: BRDPP0098A

Place: Gurugram

Date: 02 September, 2025

Manish Digitally signed
by Manish Kumar
Date: 2025.09.02
14:36:27 +05'30'

Manish Kumar

Additional Director

DIN: 11069723

Place: Gurugram

Date: 02 September, 2025

ANJALI Digitally signed by
BALDEOPRAS ANJALI BALDEOPRASAD
AD MAHULE MAHULE
Date: 2025.09.02
14:25:45 +05'30'

Anjali Mahule

Company Secretary

Mem. No. A51903

Place: Gurugram

Date: 02 September, 2025

Notes to Financial Statements

Note 1 Corporate and General Information

POWERGRID Meerut Simbhavali Transmission Limited ("the Company") is a public company domiciled and incorporated in India under the provisions of The Companies Act and a wholly owned subsidiary of Power Grid Corporation of India Limited. The registered office of the Company is situated at B-9, Qutab Institutional Area, Katwaria Sarai, New Delhi-110 016, India and Corporate Office of the Company is situated at SCO Bay No. 5 to 10, Sector 16A, Faridabad - 121002, Haryana.

The Company was incorporated on 17 June, 2019 for establishment of Transmission System for Construction of 765/400/220 kV GIS Substation, Meerut with associated lines and 400/220/132 kV GIS Substation, Simbhaoli with associated Transmission lines on Build, Own, Operate and Maintain (BOOM) basis. POWERGRID has acquired 100% equity shares from PFC Consulting Limited on 19 December, 2019.

The Company is engaged in business of Power Systems Network, construction, operation and maintenance of transmission systems and other related allied activities.

The financial statements of the company for the year ended 31 March 2025 were approved for issue by the Board of Directors on 02 September, 2025.

Note 2 Material Accounting Policy Information

A summary of the material accounting policy information applied in the preparation of the financial statements are as given below. These accounting policies have been applied consistently to all periods presented in the financial statements.

2.1 Basis of Preparation

i) Compliance with Ind AS

The financial statements are prepared in compliance with Indian Accounting Standards (Ind AS) notified under Section 133 of the Companies Act, 2013 (the Act), Companies (Indian Accounting Standards) Rules, 2015, the relevant provisions of the Companies Act, 2013 and the provisions of Electricity Act, 2003, in each case, to the extent applicable and as amended thereafter.

ii) Basis of Measurement

The financial statements have been prepared on accrual basis and under the historical cost convention except certain financial assets and liabilities measured at fair value (Refer Note no. 2.11 for accounting policy regarding financial instruments).

iii) Functional and presentation currency

The financial statements are presented in Indian Rupees (Rupees or ₹), which is the Company's functional and presentation currency, and all amounts are rounded to the nearest lakhs and two decimals thereof, except as stated otherwise.

iv) Use of estimates

The preparation of financial statements requires estimates and assumptions that affect the reported amount of assets, liabilities, revenue and expenses during the reporting period. Although, such estimates and assumptions are made on a reasonable and prudent basis taking into account all available information, actual results could differ from these estimates. The estimates and underlying assumptions are reviewed on an on-going basis.

Revisions to accounting estimates are recognised in the period in which the estimate is revised if the revision affects only that period or in the period of the revision and future periods if the revision affects both current and future years (refer Note no. 3 on critical accounting estimates, assumptions and judgments).

v) Current and non-current classification

The Company presents assets and liabilities in the balance sheet based on current/non-current classification.

An asset is current when it is:

- Expected to be realised or intended to be sold or consumed in normal operating cycle;
- Held primarily for the purpose of trading;
- Expected to be realised within twelve months after the reporting period; or
- Cash or cash equivalent unless restricted from being exchanged or used to settle a liability for at least twelve months after the reporting period.

All other assets are classified as non-current.

A liability is current when:

- It is expected to be settled in normal operating cycle;
- It is held primarily for the purpose of trading;
- It is due to be settled within twelve months after the reporting period; or
- There is no unconditional right to defer settlement of the liability for at least twelve months after the reporting period.

All other liabilities are classified as non-current.

Deferred tax assets/liabilities are classified as non-current.

The Company recognises twelve months period as its operating cycle.

2.2 Property, Plant and Equipment

Initial Recognition and Measurement

Property, Plant and Equipment is initially measured at cost of acquisition/construction including any costs directly attributable to bringing the asset to the location and condition necessary for it to be capable of operating in the manner intended by management. After initial recognition, Property, Plant and Equipment is carried at cost less accumulated depreciation / amortisation and accumulated impairment losses, if any.

The cost of land includes provisional deposits, payments/liabilities towards compensation, rehabilitation and other expenses wherever possession of land is taken.

Expenditure on levelling, clearing and grading of land if incurred for construction of building is capitalised as part of cost of the related building.

Spares parts individually costing more than ₹10,00,000/- standby equipment and servicing equipment which meets the recognition criteria of Property, Plant and Equipment are capitalised.

Subsequent costs

Subsequent expenditure is recognised as an increase in carrying amount of assets when it is probable that future economic benefits deriving from the cost incurred will flow to the company and cost of the item can be measured reliably.

The cost of replacing part of an item of Property, Plant & Equipment is recognised in the carrying amount of the item if it is probable that future economic benefits embodied within the part will flow to the company and its cost can be measured reliably. The carrying amount of the replaced part is derecognised. If the cost of the replaced part or earlier inspection component is not available, the estimated cost of similar new parts/inspection component is used as an indication of what the cost of the existing part/inspection component was when the item was acquired or inspection was carried out.

The costs of the day-to-day servicing of property, plant and equipment are recognised in the Statement of Profit & Loss as incurred.

Derecognition

An item of Property, Plant and Equipment is derecognised on disposal or when no future economic benefits are expected from its use or disposal.

The gain or loss arising from derecognition of an item of property, plant and equipment is determined as the difference between the net disposal proceeds and the carrying amount of the asset and is recognised in the Statement of Profit and Loss on the date of disposal or derecognition.

2.3 Capital Work-In-Progress (CWIP)

Cost of material, erection charges and other expenses incurred for the construction of Property, Plant and Equipment are shown as CWIP based on progress of erection work till the date of capitalisation.

Expenditure of office, and Projects, directly attributable to construction of property, plant and equipment are identified and allocated on a systematic basis to the cost of the related assets.

Interest during construction and expenditure (net) allocated to construction as per policy above are kept as a separate item under CWIP and apportioned to the assets being capitalised in proportion to the closing balance of CWIP.

Unsettled liability for price variation/exchange rate variation in case of contracts is accounted for on estimated basis as per terms of the contracts.

2.4 Intangible Assets and Intangible Assets under development

Intangible assets with finite useful life that are acquired separately are carried at cost less any accumulated amortisation and accumulated impairment losses.

Subsequent expenditure on already capitalised Intangible assets is capitalised when it increases the future economic benefits embodied in an existing asset and is amortised prospectively.

The cost of software (which is not an integral part of the related hardware) acquired for internal use and resulting in significant future economic benefits is recognised as an intangible asset when the same is ready for its use.

Afforestation charges for acquiring right-of-way for laying transmission lines are accounted for as intangible assets under development till the commissioning of related transmission lines.

Expenditure incurred, eligible for capitalisation under the head Intangible Assets, are carried as "Intangible Assets under Development" till such assets are ready for their intended use.

An item of Intangible asset is derecognised upon disposal or when no future economic benefits are expected from its use or disposal. Gains or losses arising from derecognition of an intangible asset are measured as the difference between the net disposal proceeds and the carrying amount of the asset and are recognised in the Statement of Profit and Loss when the asset is derecognised.

2.5 Depreciation/ Amortisation -Property, Plant and Equipment

Depreciation/Amortisation on the items of Property, Plant and Equipment is provided on straight line method based on the useful life specified in Schedule II of the Companies Act, 2013 except for the following items of property, plant and equipment on which depreciation is provided based on estimated useful life as per technical assessment.

| Particulars | Useful life |
|----------------------------------|-------------|
| 1 Computers and Peripherals | 3 Years |
| 2 Servers and Network Components | 5 Years |

Depreciation on spares parts, standby equipment and servicing equipment which are capitalised, is provided on straight line method from the date they are available for use over the remaining useful life of the related assets of transmission business.

Residual value is considered as 5% of the Original Cost for all items of Property, Plant and Equipment in line with Companies Act, 2013 except for Computers and Peripherals and Servers and Network Components for which residual value is considered as Nil.

Property, plant and equipment costing ₹5,000/- or less, are fully depreciated in the year of acquisition.

Where the cost of depreciable property, plant and equipment has undergone a change due to price adjustment, change in duties or similar factors, the unamortised balance of such asset is depreciated prospectively.

Depreciation on additions to/deductions from Property, Plant and Equipment during the year is charged on pro-rata basis from/up to the date on which the asset is available for use/disposed.

The residual values, useful lives and methods of depreciation for items of property, plant and equipment are reviewed at each financial year-end and adjusted prospectively, wherever required.

Right of Use Assets:

Right of Use assets are fully depreciated from the lease commencement date on a straight line basis over the lease term.

Leasehold land is fully amortised over lease period or useful life of the related plant whichever is lower Leasehold land acquired on perpetual lease is not amortised.

Intangible Assets

Cost of software capitalised as intangible asset is amortised over the period of legal right to use or 3 years, whichever is less with Nil residual value.

Amortisation on additions to/deductions from Intangible Assets during the year is charged on pro-rata basis from/up to the date on which the asset is available for use/dispensed.

The amortisation period and the amortisation method for intangible assets are reviewed at each financial year-end and are accounted for as change in accounting estimates in accordance with Ind AS 8 "Accounting Policies, Changes in Accounting Estimates and Errors".

2.6 Borrowing Costs

Borrowing costs directly attributable to the acquisition or construction of qualifying assets are capitalised (net of income on temporary deployment of funds) as part of the cost of such assets till the assets are ready for the intended use. Qualifying assets are assets which take a substantial period of time to get ready for their intended use.

All other borrowing costs are recognised in Statement of Profit and Loss in the period in which they are incurred.

2.7 Impairment of non-financial assets

The carrying amounts of the Company's non-financial assets are reviewed at each reporting date to determine whether there is any indication of impairment considering the provisions of Ind AS 36 'Impairment of Assets'. If any such indication exists, then the asset's recoverable amount is estimated.

The recoverable amount of an asset or cash-generating unit is the higher of its fair value less costs to disposal and its value in use. In assessing value in use, the estimated future cash flows are discounted to their present value using a pre-tax discount rate that reflects current market assessments of the time value of money and the risks specific to the asset for which the estimates of future cash flows have not been adjusted. For the purpose of impairment testing, assets that cannot be tested individually are grouped together into the smallest group of assets that generates cash inflows from continuing use that are largely independent of the cash inflows of other assets or groups of assets (the "cash-generating unit", or "CGU").

An impairment loss is recognised if the carrying amount of an asset or its CGU exceeds its estimated recoverable amount. Impairment losses are recognised in the statement of profit and loss. Impairment losses recognised in respect of CGUs are reduced from the carrying amounts of the assets of the CGU.

Impairment losses recognised in prior periods are assessed at each reporting date for any indications that the loss has decreased or no longer exists. An impairment loss is reversed if there has been a change in the estimates used to determine the recoverable amount. An impairment loss is reversed only to the extent that the asset's carrying amount does not exceed the carrying amount that would have been determined, net of depreciation or amortisation, if no impairment loss had been recognised.

2.8 Cash and cash equivalents

Cash and cash equivalents include cash on hand and at bank, and deposits held at call with banks having a maturity of three months or less from the date of acquisition that are readily convertible to a known amount of cash and are subject to an insignificant risk of changes in value.

2.9 Inventories

Inventories are valued at lower of the cost, determined on weighted average basis and net realisable value.

Spares which do not meet the recognition criteria as Property, Plant and Equipment, including spare parts individually costing upto ₹10,00,000/- are recorded as inventories.

Surplus materials as determined by the management are held for intended use and are included in the inventory.

The diminution in the value of obsolete, unserviceable and surplus stores and spares is ascertained on review and provided for.

2.10 Leases

Lease is a contract that conveys the right to control the use of an identified asset for a period of time in exchange for consideration.

To assess whether a contract conveys the right to control the use of an identified asset, the Company assesses whether:

- (i) the contract involves use of an identified assets,
- (ii) the customer has substantially all the economic benefits from the use of the asset through the period of the lease and
- (iii) the customer has the right to direct the use of the asset.

i) As a Lessee

At the date of commencement of the lease, the Company recognises a right-of-use asset (ROU) and a corresponding lease liability for all lease arrangements in which it is a lessee, except for lease with a term of twelve months or less (i.e. short-term leases) and leases for which the underlying asset is of low value. For these short-term and leases for which the underlying asset is of low value, the Company recognises the lease payments on straight-line basis over the term of the lease.

Certain lease arrangements include the options to extend or terminate the lease before the end of the lease term. ROU assets and lease liabilities includes these options when it is reasonably certain that they will be exercised.

The right-of-use assets are initially recognised at cost, which comprises the amount of the initial measurement of the lease liability adjusted for any lease payments made at or before the inception date of the lease along with any initial direct costs, restoration obligations and lease incentives received.

Subsequently, the right-of-use assets is measured at cost less any accumulated depreciation, accumulated impairment losses, if any and adjusted for any remeasurement of the lease liability. The Company applies Ind AS 36 to determine whether a ROU asset is impaired and accounts for any identified impairment loss as described in the accounting policy 2.7 on "Impairment of non-financial assets".

The lease liability is initially measured at present value of the lease payments that are not paid at that date.

The interest cost on lease liability is expensed in the Statement of Profit and Loss, unless eligible for capitalisation as per accounting policy 2.6 on "Borrowing costs".

Lease liability and ROU asset have been separately presented in the financial statements and lease payments have been classified as financing cash flows.

ii) As a Lessor

A lease is classified at the inception date as a finance lease or an operating lease.

a) Finance leases

A lease that transfers substantially all the risks and rewards incidental to ownership of an asset is classified as a finance lease.

Transmission system assets developed only for the State Transmission Utilities and Transmission system assets developed on Build, Own, Operate and Transfer (BOOT) are considered as ready for intended use after meeting the conditions for commercial operation as stipulated in Transmission Service Agreement (TSA) and transferred to lease receivables accordingly.

Net investment in leased assets are recorded as receivable at the lower of the fair value of the leased property and the present value of the minimum lease payments as Lease Receivables under current and non-current other financial assets.

In case, final settlement of bills with contractors is yet to be effected, Net investment is considered on provisional basis subject to necessary adjustments in the year of final settlement.

The interest element of lease is accounted in the Statement of Profit and Loss over the lease period based on a pattern reflecting a constant periodic rate of return on the net investment.

b) Operating leases

An operating lease is a lease other than a finance lease. Leases in which a significant portion of the risks and rewards of ownership are retained by the lessor are classified as operating leases.

For operating leases, the asset is capitalised as property, plant and equipment and depreciated over its economic life. Rental income from operating lease is recognised over the term of the arrangement.

2.11 Financial instruments

A financial instrument is any contract that gives rise to a financial asset of one entity and a financial liability or equity instrument of another entity.

Financial Assets

Classification

The Company classifies its financial assets in the following categories:

- at amortised cost,
- at fair value through other comprehensive income

The classification depends on the following:

- the entity's business model for managing the financial assets and
- the contractual cash flow characteristics of the financial asset

Initial recognition and measurement

All financial assets are recognised initially at fair value plus, in the case of financial assets not recorded at fair value through profit or loss, transaction costs, if any, that are attributable to the acquisition of the financial asset. However, trade receivables that do not contain a significant financing component are measured at transaction price.

Subsequent measurement

Debt Instruments at Amortised cost: Assets that are held for collection of contractual cash flows where those cash flows represent solely payments of principal and interest are measured at amortised cost. A gain or loss on a debt investment that is subsequently measured at amortised cost is recognised in profit or loss when the asset is derecognised or impaired. Interest income from these financial assets is included in finance income using the effective interest rate method.

Debt Instruments at Fair value through other comprehensive income (FVOCI): Assets that are held for collection of contractual cash flows and for selling the financial assets, where the assets' cash flows represent solely payments of principal and interest, are measured at fair value through other comprehensive income (FVOCI). On derecognition of the asset, cumulative gain or loss previously recognised in OCI is reclassified from the equity to profit and loss. Interest income from these financial assets is included in finance income using the effective interest rate method.

Debt instruments at Fair value through profit or loss (FVPL): Assets that do not meet the criteria for amortised cost or FVOCI are measured at fair value through profit or loss. Interest income and net gain or loss on a debt instrument that is subsequently measured at FVPL are recognised in statement of profit and loss and presented within other income in the period in which it arises.

Derecognition of financial assets

A financial asset is derecognised only when

- i) The right to receive cash flows from the asset have expired, or
- ii) a) The company has transferred the rights to receive cash flows from the financial asset (or) retains the contractual rights to receive the cash flows of the financial assets, but assumes a contractual obligation to pay the cash flows to one or more recipients and
- b) the company has transferred substantially all the risks and rewards of the asset (or) the company has neither transferred nor retained substantially all the risks and rewards of the asset but has transferred control of the asset.

The difference between the carrying amount and the amount of consideration received/receivable is recognised in the Statement of Profit and Loss.

Impairment of financial assets:

For trade receivables and contract assets, the company applies the simplified approach required by Ind AS 109 Financial Instruments, which requires expected lifetime losses to be recognised from initial recognition of the receivables.

For recognition of impairment loss on other financial assets and risk exposure, the company determines whether there has been a significant increase in the credit risk since initial recognition. If credit risk has not increased significantly, 12-month Expected Credit Loss (ECL) is used to provide for impairment loss. However, if credit risk has increased significantly, lifetime ECL is used. If, in a subsequent period, credit quality of the instrument improves such that there is no longer a significant increase in credit risk since initial recognition, then the entity reverts to recognising impairment loss allowance based on 12-month ECL.

Financial Liabilities

Financial liabilities of the Company are contractual obligation to deliver cash or another financial asset to another entity or to exchange financial assets or financial liabilities with another entity under conditions that are potentially unfavourable to the Company.

The Company's financial liabilities include loans & borrowings, trade and other payables.

Classification, initial recognition and measurement

Financial liabilities are recognised initially at fair value minus, in the case of financial liabilities not recorded at fair value through profit or loss, transaction costs that are directly attributable to the issue of financial liabilities.

Subsequent measurement

After initial recognition, financial liabilities are subsequently measured at amortised cost using the EIR method. Amortised cost is calculated by taking into account any discount or premium on acquisition and fees or costs that are an integral part of the effective interest rate (EIR). Any difference between the proceeds (net of transaction costs) and the redemption amount is recognised in the Statement of Profit and Loss over the period of the borrowings using the EIR. Gains and losses are recognised in Statement of Profit and Loss when the liabilities are derecognised.

The EIR amortisation is included as finance costs in the Statement of Profit and Loss.

Derecognition of financial liability

A financial liability is derecognised when the obligation under the liability is discharged or cancelled or expires. When an existing liability is replaced by another from the same lender on substantially different terms, or the terms of an existing liability are substantially modified, such an exchange or modification is treated as the derecognition of the original liability and the recognition of a new liability. The difference between the carrying amount of a financial liability that has been extinguished or transferred to another party and the consideration paid, including any non-cash assets transferred or liabilities assumed, is recognised in Statement of Profit and Loss as other income or finance cost.

Offsetting of financial instruments

Financial assets and financial liabilities are offset, and the net amount is reported in the Balance Sheet if there is a currently enforceable legal right to offset the recognised amounts and there is an intention to settle on a net basis, to realise the assets and settle the liabilities simultaneously.

2.12 Foreign Currency Translation**(a) Functional and presentation currency**

Items included in the financial statements of the Company are measured using the currency of the primary economic environment in which the Company operates ('the functional currency'). The financial statements are presented in Indian Rupees (Rupees or ₹), which is the Company's functional and presentation currency.

(b) Transactions and balances

Transactions in foreign currencies are initially recorded at the exchange rates prevailing on the date of the transaction. Foreign currency monetary items are translated with reference to the rates of exchange ruling on the date of the Balance Sheet. Non-Monetary items denominated in foreign currency are reported at the exchange rate ruling on the date of initial recognition of the non-monetary prepayment asset or deferred income liability, or the date that related item is recognised in the financial statements, whichever is earlier. In case the transaction is recognised in stages, then transaction date is established for each stage.

Foreign exchange gains and losses are presented in the statement of profit and loss on a net basis within other gains/ (losses).

2.13 Income Tax

Income tax expense represents the sum of current and deferred tax. Tax is recognised in the Statement of Profit and Loss, except to the extent that it relates to items recognised directly in equity or other comprehensive income. In this case the tax is also recognised directly in equity or in other comprehensive income.

Current income tax

The Current Tax is based on taxable profit for the year under the tax laws enacted and applicable to the reporting period in the countries where the company operates and generates taxable income and any adjustment to tax payable in respect of previous years.

Deferred tax

Deferred tax is recognised on temporary differences between the carrying amounts of assets and liabilities in the company's financial statements and the corresponding tax bases used in the computation of taxable profit and is accounted for using the Balance Sheet method. Deferred tax assets are generally recognised for all deductible temporary differences, unused tax losses and unused tax credits to the extent that it is probable that future taxable profits will be available against which those deductible temporary differences, unused tax losses and unused tax credits can be utilised. The carrying amount of deferred tax assets is reviewed at each Balance Sheet date and reduced to the extent that it is no longer probable that sufficient taxable profits will be available against which the temporary differences can be utilised.

Deferred tax assets and liabilities are measured at the tax rates that are expected to apply in the period in which the liability is settled or the asset realised, based on tax rates (and tax laws) that have been enacted or substantively enacted by the Balance Sheet date.

Deferred tax assets and liabilities are offset if there is a legally enforceable right to offset current tax liabilities and assets, and they relate to income taxes levied by the same tax authority.

2.14 Revenue

Revenue is measured based on the transaction price to which the Company expects to be entitled in a contract with a customer and excludes amounts collected on behalf of third parties. The Company recognises revenue when it transfers control of a product or service to a customer.

Significant Financing Component

Where the period between the transfer of the promised goods or services to the customer and payment by the customer exceeds one year, the Company assesses the effects of significant financing component in the contract. As a consequence, the Company makes adjustment in the transaction prices for the effects of time value of money.

2.14.1 Revenue from Operations

Transmission Income is accounted for based on tariff orders notified by the Electricity Regulatory Commissions.

As at each reporting date, transmission income includes an accrual for services rendered to the customers but not yet billed.

Rebates allowed to beneficiaries as early payment incentives are deducted from the amount of revenue.

The Transmission system incentive / disincentive is accounted for based on certification of availability by the respective Regional Power Committees (RPCs) and in accordance with the Transmission Service Agreement (TSA) signed by the Company along with applicable rules and regulations. Where certification by RPCs is not available, incentive/disincentive is accounted for on provisional basis as per estimate of availability by the company and differences, if any is accounted upon certification by RPCs.

Other Operating Revenue

Income from Scrap generated from other than Plant, Property and Equipment is accounted for as and when sold.

2.14.2 Other Income

Interest income is recognised, when no significant uncertainty as to measurability or collectability exists, on a time proportion basis taking into account the amount outstanding and the applicable interest rate, using the effective interest rate method (EIR).

Surcharge recoverable from trade receivables, liquidated damages, warranty claims and interest on advances to suppliers are recognised when no significant uncertainty as to measurability and collectability exists.

Income from Scrap generated from Plant, Property and Equipment is accounted for as and when sold.

Insurance claims for loss of profit are accounted for in the year of acceptance. Other insurance claims are accounted for based on certainty of realisation.

Revenue from rentals and operating leases is recognised on an accrual basis in accordance with the substance of the relevant agreement.

2.15 Dividends

Annual dividend distribution to the shareholders is recognised as a liability in the period in which the dividends are approved by the shareholders. Any interim dividend paid is recognised on approval by Board of Directors. Dividend payable and corresponding tax on dividend distribution is recognised directly in equity.

2.16 Provisions and Contingencies

a) Provisions

Provisions are recognised when the Company has a present obligation (legal or constructive) as a result of a past event, it is probable that an outflow of resources embodying economic benefits will be required to settle the obligation and a reliable estimate can be made of the amount of the obligation. If the effect of the time value of money is material, provisions are discounted. Unwinding of the discount is recognised in the Statement of Profit and Loss as a finance cost. Provisions are reviewed at each Balance Sheet date and are adjusted to reflect the current best estimate.

b) Contingencies

Contingent liabilities are disclosed on the basis of judgment of the management / independent experts. These are reviewed at each balance sheet date and are adjusted to reflect the current management estimate.

Contingent liabilities are disclosed when there is a possible obligation arising from past events, the existence of which will be confirmed only by the occurrence or non-occurrence of one or more uncertain future events not wholly within the control of the Company or a present obligation that arises from past events where it is either not probable that an outflow of resources will be required to settle or a reliable estimate of the amount cannot be made. Information on contingent liability is disclosed in the Notes to the Financial Statements.

Contingent assets are possible assets that arise from past events and whose existence will be confirmed only by the occurrence or non-occurrence of one or more uncertain future events not wholly within the control of the Company. Contingent assets are disclosed in the financial statements when inflow of economic benefits is probable on the basis of judgment of management. These are assessed continually to ensure that developments are appropriately reflected in the financial statements.

2.17 Share capital and Other Equity

Ordinary shares are classified as equity.

Incremental costs directly attributable to the issue of new shares are shown in equity as a deduction, net of tax, from the proceeds.

Self-insurance reserve is created @0.04% p.a. on Original Gross Block of Property, Plant and Equipment and value of inventory except ROU assets and assets covered under insurance as at the end of the year by appropriation of current year profit to mitigate future losses from un-insured risks and for taking care of contingencies in future by procurement of towers and other transmission line materials including strengthening of towers and equipment of AC substation. The Reserve created as above is shown as "Self-Insurance Reserve" under 'Other Equity'.

2.18 Prior Period Items

Material prior period errors are corrected retrospectively by restating the comparative amounts for prior period presented in which the error occurred or if the error occurred before the earliest period presented, by restating the opening balance sheet.

2.19 Earnings per Share

Basic earnings per share is computed using the net profit or loss for the year attributable to the shareholders and weighted average number of shares outstanding during the year.

Diluted earnings per share is computed using the net profit or loss for the year attributable to the shareholders and weighted average number of equity and potential equity shares outstanding during the year, except where the result would be anti-dilutive.

2.20 Statement of Cash Flows

Statement of Cash flows is prepared as per indirect method prescribed in the Ind AS 7 'Statement of Cash Flows'.

Note 3 Critical Estimates and Judgments

The preparation of financial statements requires the use of accounting estimates which may significantly vary from the actual results. Management also needs to exercise judgment while applying the company's accounting policies.

Estimates and judgments are periodically evaluated. They are based on historical experience and other factors, including expectations of future events that may have a financial impact on the company and that are believed to be reasonable under the circumstances.

This note provides an overview of the areas that involved a higher degree of judgment or complexity, and of items which are more likely to be materially adjusted due to estimates and assumptions turning out to be different than those originally assessed.

The areas involving critical estimates or judgments are:

Useful life of property, plant and equipment:

The estimated useful life of property, plant and equipment is based on a number of factors including the effects of obsolescence, demand, competition and other economic factors (such as the stability of the industry and known technological advances) and the level of maintenance expenditures required to obtain the expected future cash flows from the asset.

The Company reviews at the end of each reporting date the useful life of plant and equipment, and are adjusted prospectively, if appropriate.

Provisions and contingencies:

The assessments undertaken in recognising provisions and contingencies have been made in accordance with Ind AS 37 "Provisions, Contingent Liabilities and Contingent Assets". The evaluation of the likelihood of the contingent events has required best judgment by management regarding the probability of exposure to potential loss. Should circumstances change following unforeseeable developments, this likelihood could alter.

Income Taxes:

Significant estimates are involved in determining the provision for current and deferred tax, including amount expected to be paid/recovered for uncertain tax positions.

Note 5 Capital work in progress
(₹ In Lakh)

| Particulars | As at 01 April, 2024 | Additions during the year | Adjustments | Transferred to Lease Receivables | As at 31 March, 2025 |
|--|----------------------|---------------------------|------------------|----------------------------------|----------------------|
| Plant & Equipments (including associated civil works) | | | | | |
| a) Transmission | - | - | - | - | - |
| b) Sub-Station | - | - | - | - | - |
| Construction Stores (Net of Provision) | - | - | - | - | - |
| Expenditure pending allocation | | | | | |
| i) Expenditure during construction period (net) - (Note 27) | - | - | - | - | - |
| Grand Total | - | - | - | - | - |
| Particulars | As at 01 April, 2023 | Additions during the year | Adjustments | Capitalised during the year | As at 31 March, 2024 |
| Plant & Equipments (including associated civil works) | | | | | |
| a) Transmission | 18,213.30 | 10,540.13 | - | (28,753.43) | - |
| b) Sub-Station | 20,947.19 | 40,558.24 | - | (61,505.43) | - |
| Construction Stores (Net of Provision) | 49,856.83 | - | 49,856.83 | - | - |
| i) Expenditure during construction period (net) - (Note 27) | 10,770.20 | 582.74 | - | (11,352.94) | - |
| Grand Total | 99,787.52 | 51,681.11 | 49,856.83 | (1,01,611.80) | - |

Note 6 Other Non-current Financial Assets

(Unsecured considered good unless otherwise stated)

(₹ In Lakh)

| Particulars | As at 31 March, 2025 | As at 31 March, 2024 |
|-------------------|-------------------------|-------------------------|
| Lease receivables | 1,02,254.78 | 1,04,331.43 |
| Total | 1,02,254.78 | 1,04,331.43 |

Note 7 Other non-current Assets

(Unsecured considered good unless otherwise stated)

(₹ In Lakh)

| Particulars | As at 31 March, 2025 | As at 31 March, 2024 |
|---|-------------------------|-------------------------|
| Advances for Capital Expenditure | | |
| Unsecured | | |
| a. Against bank guarantees | 0.48 | 119.32 |
| b. Others | 31.31 | - |
| | 31.79 | 119.32 |
| Advances recoverable in kind or for value to be received | | |
| Balance with Customs Port Trust and other authorities | 8.19 | 1.26 |
| Advance tax and Tax deducted at source | 7.55 | 2.55 |
| Others# | 275.30 | 154.69 |
| | 291.04 | 158.50 |
| Total | 322.83 | 277.82 |

Further Notes:

*Others include amount recoverable from Customers & State Governments, insurance
¹ claims etc."

² #Others include amount recoverable from GAIL, BPCL & HPCL gov. entities.

Note 8 Trade receivables**(₹ In Lakh)**

| Particulars | As at 31 March, 2025 | As at 31 March, 2024 |
|---------------------------|-------------------------|-------------------------|
| i) Trade receivables | | |
| Unsecured Considered good | 1,232.89 | 1,329.45 |
| Total | 1,232.89 | 1,329.45 |

Further Notes:

- 1 Refer Note 31 for disclosure as per Ind AS 115 'Revenue from Contracts with Customers' & Note 37. for details of trade receivables from related parties.
- 2 Trade Receivables includes Unbilled receivables represent transmission charges for the month of March 2025 including arrear bills for previous quarters, incentive and surcharge amounting to ₹354.88 Lakhs respectively (Previous year ₹475.61 lakhs) billed to beneficiaries in the subsequent month i.e. April 2025.

3 Ageing of Trade Receivables is as follows:

| Particulars | Unbilled | Not Due | 0-6M | 6M-1Y | 1Y-2Y | 2Y-3Y | >3Y | Total |
|-------------------------------------|---------------|----------|---------------|---------------|---------------|----------|----------|-----------------|
| As at 31 March, 2025 | | | | | | | | |
| Considered - Good | | - | - | - | | - | - | - |
| | 428.66 | | | | 804.23 | | | 1,232.89 |
| Significant increase in Credit Risk | | - | - | - | - | - | - | - |
| | | - | - | - | - | - | - | - |
| Credit Impaired | | - | - | - | - | - | - | - |
| | | - | - | - | - | - | - | - |
| Grand Total | 428.66 | - | - | - | 804.23 | - | - | 1,232.89 |
| As at 31 March, 2024 | | | | | | | | |
| Considered - Good | | - | - | - | - | - | - | - |
| | 475.61 | - | 561.57 | 292.28 | - | - | - | 1,329.45 |
| Significant increase in Credit Risk | | - | - | - | - | - | - | - |
| | | - | - | - | - | - | - | - |
| Credit Impaired | | - | - | - | - | - | - | - |
| | | - | - | - | - | - | - | - |
| Grand Total | 475.61 | - | 561.57 | 292.28 | - | - | - | 1,329.45 |

Note 9 Cash and Cash equivalents (₹ In Lakh)

| Particulars | As at 31 March, 2025 | As at 31 March, 2024 |
|---------------------------|----------------------|----------------------|
| Balance with banks | | |
| -In Current accounts | 1.33 | 0.11 |
| Total | 1.33 | 0.11 |

Note 10 Bank Balances other than Cash and Cash equivalents (₹ In Lakh)

| Particulars | As at 31 March, 2025 | As at 31 March, 2024 |
|--|----------------------|----------------------|
| In Term Deposits having maturity over 3 months but upto 12 months (including Interest accrued) | 1.54 | 107.18 |
| Total | 1.54 | 107.18 |

Note 11 Other Current Financial Assets

| (Unsecured considered good unless otherwise stated) | | | (₹ In Lakh) |
|---|----------------------|----------------------|-------------|
| Particulars | As at 31 March, 2025 | As at 31 March, 2024 | |
| Lease Receivable | 13,340.25 | 12,900.07 | |
| Advance to / Receivable from Related Parties* | 181.63 | 179.81 | |
| Others# | - | 427.08 | |
| Total | 13,521.88 | 13,506.96 | |

Receivable from Related Parties* includes balances for inter co. Diversion and TDS Recoverable from PESL

Note 12 Other current Assets

| (Unsecured considered good unless otherwise stated) | | | (₹ In Lakh) |
|---|----------------------|----------------------|-------------|
| Particulars | As at 31 March, 2025 | As at 31 March, 2024 | |
| Advances other than capital Advance | | | |
| Advances recoverable in kind or for value to be received | | | |
| Contractors & Suppliers | - | 126.09 | |
| Others# | | | |
| Considered Good | 5.87 | - | |
| Total | 5.87 | 126.09 | |

#Others include Excess amount Spent on CSR

Note 13 Equity Share capital

| Particulars | (₹ In Lakh) | |
|--|----------------------|----------------------|
| | As at 31 March, 2025 | As at 31 March, 2024 |
| Equity Share Capital Authorised | | |
| 220000000 (Previous Year 220000000) equity shares of ₹10/- each at par | 22,000.00 | 22,000.00 |
| Issued, subscribed and paid up | | |
| 205980000 (Previous Year 205980000) equity shares of ₹10/- each at par | 20,598.00 | 20,598.00 |
| Total | 20,598.00 | 20,598.00 |

Further Notes:

1 Reconciliation of Number and amount of share capital outstanding at the beginning and at the end of the reporting period

| Particulars | For the Year ended 31 March, 2025 | | For the Year ended 31 March, 2024 | |
|---|-----------------------------------|------------------|-----------------------------------|------------------|
| | No. of Shares | ₹ in Lakh Amount | No. of Shares | ₹ in Lakh Amount |
| | | | | |
| Shares outstanding at the beginning of the year | 20,59,80,000 | 20,598.00 | 19,51,30,000 | 19,513.00 |
| Shares Issued during the year | - | - | 1,08,50,000 | 1,085.00 |
| Shares outstanding at the end of the year | 20,59,80,000 | 20598.00 | 20,59,80,000 | 20598.00 |

2 The Company has only one class of equity shares having a par value of ₹ 10/- per share.

3 The holders of equity shares are entitled to receive dividends as declared from time to time and are entitled to voting rights proportionate to their shareholding at meetings of the Shareholders.

4 Shareholding of Promoters and Shareholders holding more than 5% equity shares of the Company :-

| Particulars | As at 31 March, 2025 | | As at 31 March, 2024 | | % Change |
|---|----------------------|--------------|----------------------|--------------|----------|
| | No. of Shares | % of holding | No. of Shares | % of holding | |
| Power Grid Corporation of India Limited (Promoter)# | 20,59,80,000 | 100% | 20,59,80,000 | 100% | 0% |

#Out of 205980000 Equity shares (Previous year 205980000 Equity shares) 600 equity shares (Previous year 600 Equity Shares) are held by nominees of M/s Power Grid Corporation of India Limited on its behalf .

Note 14 Other Equity**(₹ In Lakh)**

| Particulars | As at 31 March, 2025 | As at 31 March, 2024 |
|---------------------------------------|---------------------------------|---------------------------------|
| (i) Retained Earnings | | |
| Balance at the beginning of the year | 2,686.93 | (18.36) |
| Add: Additions | | |
| Net Profit for the period | 2,305.21 | 2,748.47 |
| Adjutment of Previous years | | |
| Less: Appropriations | | |
| Self Insurance Reserve | 43.49 | 43.18 |
| Balance at the end of the year | 4,948.65 | 2,686.93 |
| (ii) Self-Insurance Reserve | | |
| Balance at the beginning of the year | 43.18 | - |
| Addition during the year | 43.50 | 43.18 |
| Deduction during the year | - | - |
| Balance at the end of the year | 86.68 | 43.18 |
| Total | 5,035.33 | 2,730.11 |

Further Notes:

Self-insurance reserve is created @0.04% p.a. on Original Gross Block of Property, Plant and Equipment and value of inventory except ROU assets and assets covered under insurance as at the end of the year by appropriation of current year profit to mitigate future losses from uninsured risks and for taking care of contingencies in future by procurement of towers and other transmission line materials including strengthening of towers and equipment of AC substation.

Note 15 Borrowings (Non-current)**(₹ In Lakh)**

| Particulars | As at 31 March, 2025 | As at 31 March, 2024 |
|--|---------------------------------|---------------------------------|
| Rupee Term Loans (Unsecured) | | |
| Loan from Power Grid Corporation of India Limited (Holding Company) | 87,744.83 | 91,413.29 |
| Less: Current maturities of Long term Borrowing (Refer Note 18) | 2,956.84 | 6,650.00 |
| Less: Interest accrued on borrowings (Refer Note 20) | 527.20 | - |
| Total | 84,260.79 | 84,763.29 |

Further Notes:

- The various sources of Loans being extended to the company by Holding Company are Fixed Interest and floating interest rate which get reset periodically. The rate of interest on the loan ranged from 7.08% p.a. to 8.55% p.a. (For Previous Year From 7.52% p.a. to 8.20% p.a.) during the financial year. Loan is repayable in Quarterly Installments of equal amount over the period of 35 Years from commissioning of the Project Assets with prepayment facility without any additional charges.
- There has been no default in repayment of loans or payment of interest thereon as at the end of the year
- Refer Note 37 for details of Loan from related parties.

Note 16 Deferred tax liabilities (Net)**(₹ In Lakh)**

| Particulars | As at 31 March, 2025 | As at 31 March, 2024 |
|---|-------------------------|-------------------------|
| <u>Deferred Tax Liability</u> | | |
| Difference in carrying amount of an asset in the balance sheet and its Tax base | 6,476.13 | 3,530.04 |
| <u>Deferred Tax Assets</u> | | |
| Unused Tax Losses | 4,773.83 | 2,573.70 |
| Deferred tax liabilities (Net) | 1,702.30 | 956.34 |

Movement in Deferred Tax Liabilities**(₹ in Lakh)**

| Particulars | Difference in carrying amount of an asset in the balance sheet and its Tax base | Total |
|--|---|-----------------|
| As at 01 April, 2023 | 83.16 | 83.16 |
| - Charged / (Credited) to Profit or Loss | 3,446.88 | 3,446.88 |
| As at 31 March, 2024 | 3,530.04 | 3,530.04 |
| - Charged / (Credited) to Profit or Loss | 2,946.09 | 2,946.09 |
| As at 31 March, 2025 | 6,476.13 | 6,476.13 |

Movement in Deferred Tax Assets**(₹ in Lakh)**

| | Unused Tax Losses | Total |
|--|-------------------|-----------------|
| As at 01 April, 2023 | 89.33 | 89.33 |
| - (Charged) / Credited to Profit or Loss | 2,484.37 | 2,484.37 |
| As at 31 March, 2024 | 2,573.70 | 2,573.70 |
| - (Charged) / Credited to Profit or Loss | 2,200.13 | 2,200.13 |
| As at 31 March, 2025 | 4,773.83 | 4,773.83 |

Amount taken to Statement of Profit and Loss**(₹ in Lakh)**

| Particulars | For the Year ended 31 March, 2025 | For the Year ended 31 March, 2024 |
|---|--------------------------------------|--------------------------------------|
| Increase/ (Decrease) in Deferred Tax Liabilities | 2,946.09 | 3,446.88 |
| (Increase)/Decrease in Deferred Tax Assets | (2,200.13) | (2,484.37) |
| Net Amount taken to Statement of Profit and Loss | 745.96 | 962.51 |

Note 17 **Other non-current liabilities**

(₹ In Lakh)

| Particulars | As at 31 March, 2025 | As at 31 March, 2024 |
|--------------------|-------------------------|-------------------------|
| Safety Corpus Fund | 50.00 | 50.00 |
| Total | 50.00 | 50.00 |

Note 18 **Borrowings (Current)**

(₹ In Lakh)

| Particulars | As at 31 March, 2025 | As at 31 March, 2024 |
|--|-------------------------|-------------------------|
| Short term Loan | | |
| Rupee Term Loans (Unsecured) | | |
| Loan From M/s Power Grid Corporation of India Ltd. (Holding Company) | 315.00 | 6,650.00 |
| Current maturities of long term borrowings | | |
| Rupee Term Loans (Unsecured) | | |
| Loan From M/s Power Grid Corporation of India Ltd. (Holding Company) | 2,641.84 | - |
| Total | 2,956.84 | 6,650.00 |

Further Notes:

- 1 The various sources of Loans being extended to the company by Holding Company are Fixed Interest and floating interest rate which get reset periodically. The rate of interest on the loan ranged from 7.08% p.a. to 8.55% p.a. (For Previous Year From 7.52% p.a. to 8.20% p.a.) during the financial year. Loan is repayable in Quarterly Installments of equal amount over the period of 35 Years from commissioning of the Project Assets with prepayment facility without any additional charges.
- 2 There has been no default in repayment of loans or payment of interest thereon as at the end of the year
- 3 Refer Note 37 for details of Loan from related parties.

Note 19 Trade payables (₹ In Lakh)

| Particulars | As at 31 March, 2025 | As at 31 March, 2024 |
|--|-------------------------|-------------------------|
| For goods and services | | |
| (A) Total outstanding dues of Micro enterprises and small enterprises | - | - |
| (B) Total outstanding dues of creditors other than Micro enterprises and small enterprises | | |
| Related Parties | 32.13 | 21.57 |
| Others | 20.89 | 0.99 |
| Total | 53.02 | 22.56 |

Further Notes:

1 Disclosure with regard to Micro and Small enterprises as required under “Division II of Schedule III of The Companies Act, 2013” and “The Micro, Small and Medium Enterprises Development Act, 2006” is given in Note 33.

2 Refer Note 37 for amount payable to related parties.

3 Ageing of Trade Payables is as follows:

| Particulars | Unbilled Dues | Not Due | <1Y | 1Y-2Y | 2Y-3Y | >3Y | Total |
|-----------------------------|------------------|----------|--------------|----------|----------|----------|--------------|
| As at 31 March, 2025 | | | | | | | |
| MSME | | | | | | | |
| Disputed | - | - | - | - | - | - | - |
| Undisputed | - | - | - | - | - | - | - |
| Total | - | - | - | - | - | - | - |
| Others | | | | | | | |
| Disputed | - | - | - | - | - | - | - |
| Undisputed | 53.02 | - | - | - | - | - | 53.02 |
| Total Trade Payables | 53.02 | - | - | - | - | - | 53.02 |
| As at 31 March, 2024 | | | | | | | |
| MSME | | | | | | | |
| Disputed | - | - | - | - | - | - | - |
| Undisputed | - | - | 22.56 | - | - | - | 22.56 |
| Total | - | - | 22.56 | - | - | - | 22.56 |
| Others | | | | | | | |
| Disputed | - | - | - | - | - | - | - |
| Undisputed | - | - | - | - | - | - | - |
| Total Trade Payables | - | | 22.56 | - | - | - | 22.56 |

Note 20 Other Current Financial Liabilities**(₹ In Lakh)**

| Particulars | As at 31 March, 2025 | As at 31 March, 2024 |
|---|---------------------------------|---------------------------------|
| Interest accrued on borrowings from | | |
| Power Grid Corporation of India Limited (Holding Company) | 527.20 | - |
| Others | - | - |
| Dues for capital expenditure | 25.39 | 503.81 |
| Deposits/Retention money from contractors and others | 2,093.22 | 3,449.27 |
| | <u>2,118.61</u> | <u>3,953.08</u> |
| Total | 2,645.81 | 3,953.08 |

Further Note -

1 Disclosure with regard to Micro and Small enterprises as required under “Division II of Schedule III of The Companies Act, 2013” and “The Micro, Small and Medium Enterprises Development Act, 2006” is given in Note 33.

1 Refer Note 37. for amount payable to related parties.

Note 21 Other current liabilities**(₹ In Lakh)**

| Particulars | As at 31 March, 2025 | As at 31 March, 2024 |
|--------------------|---------------------------------|---------------------------------|
| Statutory dues | 75.37 | 3.13 |
| Total | 75.37 | 3.13 |

Note 22 Revenue from operations**(₹ In Lakh)**

| Particulars | For the Year ended 31 March, 2025 | For the Year ended 31 March, 2024 |
|--|--|--|
| Operating Revenue | | |
| Sales of services | | |
| Income from Operation and Maintenance of Transmission Assets | 1,264.56 | 1,328.98 |
| | <u>1,264.56</u> | <u>1,328.98</u> |
| Other operating revenue | | |
| Income from lease lines | 9,995.00 | 9,443.57 |
| Total | 11,259.56 | 10,772.55 |

Further Notes:

Refer Note 31 for disclosure as per Ind AS 115 'Revenue from Contracts with Customer'.

Refer note no. 34 for disclosure as per Ind AS 116 'Leases'.

Note 23 Other income**(₹ In Lakh)**

| Particulars | For the Year ended 31 March, 2025 | For the Year ended 31 March, 2024 |
|---|---|---|
| Interest income from financial assets held at amortised cost | | |
| Indian Banks | 50.72 | 0.76 |
| Advances to contractors | - | 0.76 |
| Others* | - | 0.31 |
| Total | 50.72 | 1.83 |

Further Notes:

*Others include interest on income tax refund, etc.

Note 24 Finance costs**(₹ In Lakh)**

| Particulars | For the Year ended 31 March, 2025 | For the Year ended 31 March, 2024 |
|---|---|---|
| i) Interest and finance charges on financial liabilities at amortised cost | | |
| Power Grid Corporation of India Limited (Holding Company) | 7,166.64 | 6,469.67 |
| Less: Interest Income on Temporary deployment of Funds | - | (0.11) |
| Total | 7,166.64 | 6,469.56 |
| Less: Transferred to expenditure during construction (Net) - Note 27 | - | 455.92 |
| Charged To Statement of Profit & Loss | 7,166.64 | 6,013.64 |

Further Notes:

1 Refer Note 37 for Interest paid to related parties.

Note 25 Depreciation and amortization expense**(₹ In Lakh)**

| Particulars | For the Year ended 31 March, 2025 | For the Year ended 31 March, 2024 |
|--|---|---|
| Depreciation of Property, Plant and Equipment | 11.14 | 11.16 |
| Charged To Statement of Profit & Loss | 11.14 | 11.16 |

Note 26 Other expenses**(₹ In Lakh)**

| Particulars | For the Year ended 31 March, 2025 | For the Year ended 31 March, 2024 |
|---|--|--|
| Repair & Maintenance | | |
| Plant & Machinery | | |
| Sub-Stations | 946.52 | 700.75 |
| Transmission lines | 32.68 | 186.72 |
| Others | - | 1.64 |
| | <u>979.20</u> | <u>889.11</u> |
| Power charges | - | 17.99 |
| Less: Recovery from contractors | - | - |
| Legal expenses | 0.16 | 0.08 |
| Professional charges | 0.60 | 1.10 |
| Consultancy expenses | - | 109.68 |
| Payments to Statutory Auditors | | |
| Audit Fees | 0.82 | 0.39 |
| Tax Audit Fees | 0.47 | - |
| In Other Capacity | 0.28 | 0.16 |
| Out of pocket Expenses | 0.07 | 0.06 |
| | <u>1.64</u> | <u>0.61</u> |
| Printing and stationery | - | 0.04 |
| Cost Audit and Physical verification Fees | 0.23 | - |
| Regulatory Commission Petition & Other charges | 13.74 | 5.00 |
| Miscellaneous expenses | 4.36 | 5.60 |
| Horticulture Expenses | - | 6.34 |
| Security Expenses | 56.07 | - |
| Hiring of Vehicles | - | 0.14 |
| Rates and taxes | - | 16.23 |
| Expenditure on Corporate Social Responsibility (CSR) & Sustainable development | 25.33 | - |
| Non operating expenses | | |
| Transit Accommodation Expenses | - | 0.28 |
| Less : Income from Transit Accommodation | - | - |
| | <u>-</u> | <u>0.28</u> |
| | <u>1,081.33</u> | <u>1,052.20</u> |
| Less: Transferred to expenditure during construction (Net) - Note 27 | - | 126.82 |
| | <u>1,081.33</u> | <u>925.38</u> |
| Charged To Statement of Profit & Loss | 1,081.33 | 925.38 |

Further Notes:

Note 27 Expenditure during Construction (Net)**(₹ In Lakh)**

| Particulars | For the Year ended 31 March, 2025 | For the Year ended 31 March, 2024 |
|---|--|--|
| A. Other Expenses | | |
| Power charges | - | 11.83 |
| Consultancy expenses | - | 109.68 |
| Miscellaneous expenses | - | 5.01 |
| Rates and taxes | - | 0.30 |
| Total (A) | - | 126.82 |
| B. Finance Costs | | |
| a) Interest and finance charges on financial liabilities at amortised cost | - | - |
| Power Grid Corporation of India Limited (Holding Company) | - | 456.03 |
| Total (B) | - | 455.92 |
| C. Less: Other Income | | |
| Contractors | - | -0.01 |
| Total (C) | - | -0.01 |
| GRAND Total | - | 582.75 |

1 Refer Note 37 for Expenses paid to related parties.

Note 28 Financial Risk Management

The Company's principal financial liabilities comprise loans and borrowings denominated in Indian rupees or foreign currencies, trade payables and other payables. The main purpose of these financial liabilities is to finance the Company's capital investments and operations.

The Company's principal financial assets include trade and other receivables, and cash and cash equivalents that are generated from its operations.

The Company's activities expose it to the following financial risks, namely,

- (A) Credit risk,
- (B) Liquidity risk,
- (C) Market risk.

This note presents information regarding the company's exposure, objectives, policies and processes for measuring and managing these risks.

The management of financial risks by the Company is summarized below: -

(A) Credit Risk:

Credit risk is the risk that counterparty will not meet its obligations under a financial instrument or customer contract, leading to a financial loss. The Company is exposed to credit risk from its operating activities on account of trade receivables.

A default on a financial asset is when the counterparty fails to make contractual payments within 3 years of when they fall due. This definition of default is determined considering the business environment in which the Company operates and other macro-economic factors.

Assets are written-off when there is no reasonable expectation of recovery, such as a debtor declaring bankruptcy or failing to engage in a repayment plan with the Company. Where loans or receivables have been written off, the Company continues to engage in enforcement activity to attempt to recover the receivable due. Where such recoveries are made, these are recognized in the statement of profit and loss.

(i) Trade Receivables

The Company primarily provides transmission facilities to intra-state transmission service customers (DICs) comprising mainly state utilities owned by State Governments and the main revenue is from transmission charges. Transmission Service Agreement signed with LTTCs allow payment against monthly bills towards transmission charges within due date i.e., 30 days from the date of presentation of the bill and levy of surcharge on delayed payment beyond 30 days from Due date. However, in order to improve the cash flows of company, a graded rebate is provided for payments made within due date.

Trade receivables consist of receivables relating to transmission services of ₹ 1232.89 Lakh as on 31 March, 2025 (₹ 1329.45 Lakh as on 31 March, 2024).

(ii) Other Financial Assets (excluding trade receivables)**· Cash and cash equivalents**

The Company held cash and cash equivalents of ₹1.33 Lakh (Previous Year ₹0.11 Lakh). The cash and cash equivalents are held with public sector banks and high rated private sector banks and do not have any significant credit risk.

· Deposits with banks and financial institutions

The Company held deposits with banks and financial institutions of ₹1.54 Lakh (Previous Year ₹107.18 Lakh). Term deposits are placed with public sector banks and have negligible credit risk.

(iii) Exposure to credit risk

(₹ In Lakh)

| Particulars | As at 31 March, 2025 | As at 31 March, 2024 |
|---|----------------------|----------------------|
| Financial assets for which loss allowance is measured using 12 months Expected Credit Losses (ECL) | | |
| Other non-current financial assets | 1,02,254.78 | 1,04,331.43 |
| Cash and cash equivalents | 1.33 | 0.11 |
| Deposits with banks and financial institutions | 1.54 | 107.18 |
| Other current financial assets | 13,521.88 | 13,506.96 |
| Total | 1,15,779.53 | 1,17,945.68 |
| Financial assets for which loss allowance is measured using Life time Expected Credit Losses (ECL) | | |
| Trade receivables | 1,232.89 | 1,329.45 |

(iv) Provision for expected credit losses

(a) Financial assets for which loss allowance is measured using 12 month expected credit losses

The Company has assets where the counter- parties have sufficient capacity to meet the obligations and where the risk of default is very low. At initial recognition, financial assets (excluding trade receivables) are considered as having negligible credit risk and the risk has not increased from initial recognition. Therefore, no loss allowance for impairment has been recognised.

(b) Financial assets for which loss allowance is measured using life time expected credit losses

The Company has customers most of whom are state government utilities with capacity to meet the obligations and therefore the risk of default is negligible. Further, management believes that the unimpaired amounts that are 30 days past due date are still collectible in full, based on the payment security mechanism in place and historical payment behaviour.

Considering the above factors and the prevalent regulations, the trade receivables continue to have a negligible credit risk on initial recognition and thereafter on each reporting date.

(v) Ageing analysis of trade receivables

The ageing analysis of the trade receivables is as below:

(₹ in lakh)

| Ageing | Not Billed | Not due | 0-30 days past due | 31-60 days past due | 61-90 days past due | 91-120 days past due | More than 120 days past due | Total |
|--|------------|---------|--------------------|---------------------|---------------------|----------------------|-----------------------------|----------|
| Gross carrying amount as on 31 March, 2025 | 428.66 | - | - | - | - | - | 804.23 | 1,232.89 |
| Gross carrying amount as on 31 March, 2024 | 475.61 | - | 105.87 | 92.33 | - | 89.35 | 566.29 | 1,329.45 |

(B) Liquidity Risk

Liquidity risk management implies maintaining sufficient cash and marketable securities and the availability of funding through an adequate amount of committed credit facilities to meet obligations when due. The Company has entered into Inter-Corporate Loan Agreement for Funding of its obligations.

The Company depends on both internal and external sources of liquidity to provide working capital and to fund capital expenditure.

Maturities of financial liabilities

The table below analyses the Company's financial liabilities into relevant maturity groupings based on their contractual maturities for all non-derivative financial liabilities.

The amount disclosed in the table is the contractual undiscounted cash flows.

| (₹ in lakh) | | | | |
|---|------------------|-------------------|--------------------|--------------------|
| Contractual maturities of financial liabilities | Within a year | Between 1-5 years | Beyond 5 years | Total |
| As at 31 March, 2025 | | | | |
| Borrowings (including interest outflows) | 9,825.02 | 35,799.74 | 64,898.60 | 1,10,523.36 |
| Trade payables | 53.02 | | | 53.02 |
| <u>Other financial liabilities</u> | 2,118.61 | | | 2,118.61 |
| Lease liabilities | | | | - |
| Others | | | | - |
| Total | 11,996.65 | 35,799.74 | 64,898.60 | 1,12,694.99 |
| As at 31 March, 2024 (Restated) | | | | |
| Borrowings (including interest outflows) | 10,501.39 | 33,656.74 | 1,51,177.80 | 1,95,335.93 |
| Other Current Financial Liability | - | | | - |
| Trade payables | 22.56 | | | 22.56 |
| <u>Other financial liabilities</u> | | | | |
| Lease liabilities | | | | - |
| Others | 3,953.08 | | | 3,953.08 |
| Total | 14,477.03 | 33,656.74 | 1,51,177.80 | 1,99,311.57 |

(C) MARKET RISK

Market risk is the risk that the fair value of future cash flows of a financial instrument will fluctuate because of changes in market prices. Market risk comprises two types of risk:

- (i) Currency risk
- (ii) Interest rate risk

(i) Currency risk

As on Reporting date the Company does not have any exposure to currency risk in respect of foreign currency denominated loans and borrowings and procurement of goods and services whose purchase consideration foreign currency.

(ii) Interest rate risk

The company has taken borrowings from Parent Company on cost to cost basis. The Company is exposed to interest rate risk because the cash flows associated with floating rate borrowings. The various sources of loans being extended to the company by parent company are Fixed interest and floating interest rate which get reset periodically. The Company manages the interest rate risks by maintaining a debt portfolio of fixed and floating rate borrowings. The Company's interest rate risk is not considered significant; hence sensitivity analysis for the risk is not disclosed.

Note 29 Additional Regulatory Information as per Schedule III to the Companies Act, 2013

- a) There are no cases of immovable properties where title deeds are not in the name of the company.
- b) The company has no Capital Work-in Progress, hence disclosure of Aging of Capital Work in Progress is not applicable
- c) Completion of capital-work-in progress (CWIP) is neither overdue nor has exceeded its cost compared to its original plan.
- d) The company has no Intangible assets under development, hence disclosure of ageing of Intangible assets under development is not applicable.
- e) The company has no Intangible assets under development, hence disclosure of development completion schedule is not applicable
- e) Completion of Intangible assets under development (IAUD) is neither overdue nor has exceeded its cost compared to its original plan.
- f) No proceeding has been initiated or pending against the company for holding any benami property under the Prohibition of Benami Property Transactions Act, 1988 (as amended) and rules made thereunder as at the end of the financial year.
- g) The Company is not sanctioned any working capital limit secured against current assets by any Finance Institutions.
- h) The company was not declared as a wilful defaulter by any bank or financial Institution or other lender during the financial year.
- i) The Company does not have any transactions, balances or relationship with Struck off companies.

- j) The Company does not have any Charges on the Assets of the Company.
- k) The company has complied with the number of layers prescribed under clause (87) of section 2 of the Act read with the Companies (Restriction on number of Layers) Rules, 2017 during the financial year.

l) Ratios

| Ratio | Numerator | Denominator | Current Year | Previous Year | Variance | Reason for variance >25% |
|------------------------------------|---|--|--------------|---------------|----------|--------------------------|
| a) Current Ratio | Current Assets | Current Liabilities | 2.58 | 1.53 | 68% | |
| b) Debt Equity Ratio | Total Debt | Shareholder's Equity | 3.40 | 3.90 | -13% | |
| c) Debt Service Coverage Ratio | Profit for the period + Depreciation and amortization expense + Finance costs | Interest & Lease Payments + Principal Repayments | -2.93 | 1.48 | -298% | |
| d) Return on Equity Ratio | Profit for the period | Average Shareholder's Equity | 9.42% | 13% | -28% | |
| e) Inventory turnover ratio | Revenue from Operations | Average Inventory | NA | NA | | |
| f) Trade Receivable Turnover Ratio | Revenue from Operations | Average Trade Receivables (before deducting provision) | 8.79 | 16.21 | -46% | |
| g) Trade payable turnover ratio | Gross Other Expense (-) FERV, Provisions, Loss on disposal of PPE | Average Trade payables | 28.62 | 93.28 | -69% | |
| h) Net capital turnover ratio | Revenue from Operations | Current Assets - Current Liabilities | 1.25 | 1.93 | -35% | |
| i) Net profit ratio | Profit for the period | Revenue from Operations | 20% | 27% | -24% | |
| j) Return on Capital employed | Earnings before interest and taxes | Tangible Net Worth + Total Debt + Deferred Tax Liability | NA | 8% | | |
| k) Return on investment | $\{MV(T1) - MV(T0) - \text{Sum } [C(t)]\}$ | $\{MV(T0) + \text{Sum } [W(t) * C(t)]\}$ | NA | NA | | |

- m) The company has not received/advanced or loaned or invested funds (either borrowed funds or share premium or any other sources or kind of funds) through Intermediaries during the financial year.
- n) The Company does not have any transaction that was not recorded in the books of accounts and has been surrendered or disclosed as income during the year in the tax assessments under the Income Tax Act, 1961.
- o) The Company has not traded or invested in Crypto currency or Virtual Currency during the financial year.

Note 30 a) Some balances of Trade Receivables, Recoverable shown under Assets, Trade payables and Other Payables shown under Liabilities include balances subject to confirmation/ reconciliation and consequential adjustments if any. However, reconciliations are carried out on ongoing basis. The management does not expect any material adjustment in the books of accounts as a result of the reconciliation.

b) In the opinion of the management, the value of any of the assets other than Property, Plant and Equipment on realization in the ordinary course of business will not be less than the value at which they are stated in the Balance Sheet.

Note 31 Disclosure as per Ind AS 115 - "Revenue from Contracts with Customer"

The company does not have any contract assets or contract liability as at 31 March, 2025 and 31 March, 2024.

Note 32 Borrowing cost capitalised during the year is ₹0 Lakh (Previous Year ₹888.19 Lakh) in the respective carrying amount of Property, Plant and Equipment/Capital work in Progress (CWIP) as per Ind AS 23 'Borrowing Costs'.

Note 33 Based on information available with the company, there are few suppliers/service providers who are registered as micro, small or medium enterprise under The Micro, Small and Medium Enterprises Development Act, 2006 (MSMED Act, 2006). Information in respect of micro and small enterprises as required by Companies Act 2013 and MSMED Act, 2006 is given as under:

| (₹ in lakh) | | | | | |
|-------------|---|----------------------|----------------------|----------------------|----------------------|
| Sr. No. | Particulars | Trade Payables | | Others | |
| | | As at 31 March, 2025 | As at 31 March, 2024 | As at 31 March, 2025 | As at 31 March, 2024 |
| 1 | Principal amount and interest due thereon remaining unpaid to any supplier as at end of each accounting year: | | | | |
| | Principal | Nil | Nil | Nil | Nil |
| | Interest | Nil | Nil | Nil | Nil |
| 2 | The amount of Interest paid by the buyer in terms of section 16 of the MSMED Act, 2006 along with the amount of the payment made to the supplier beyond the appointed day during each accounting year | Nil | Nil | Nil | Nil |
| 3 | The amount of interest due and payable for the period of delay in making payment (which have been paid but beyond the appointed day during the year) but without adding the interest specified under MSMED Act, 2006 | Nil | Nil | Nil | Nil |
| 4 | The amount of interest accrued and remaining unpaid at the end of each accounting year | Nil | Nil | Nil | Nil |
| 5 | The amount of further interest remaining due and payable even in the succeeding years, until such date when the interest dues as above are actually paid to the small enterprise for the purpose of disallowance as a deductible expenditure under section 23 of the MSMED Act 2006 | Nil | Nil | Nil | Nil |

Note 34 Disclosure as per Ind AS 116 - "Leases"

a) As a Lessor - Finance Leases:

The Company has classified and accounted for the arrangements bilateral assets as finance leases. Bilateral Line Assets with the beneficiary are for the period of 35 Years as specified in Transmission Service Agreement.

Other Non-Current Financial Assets and Other Current Financial Assets include lease receivables representing the present value of future lease rentals receivable on the finance lease transactions entered into by the company with the constituents in respect of Bilateral Line Assets. Disclosure requirements of Ind AS 116 'Leases' notified under the Companies Act, 2013 are given as under:

- (i) Details of gross investment in lease, un-earned finance income and present value of minimum lease payments receivables at the end of financial year are given as under:

| Particulars | (₹ in lakh) | |
|--|----------------------|----------------------|
| | As at 31 March, 2025 | As at 31 March, 2024 |
| Gross investment in Lease | 2,92,666.17 | 3,05,045.72 |
| Un-earned Finance Income | 1,87,991.55 | 1,98,115.22 |
| Present value of Minimum Lease Payment (MLP) | 1,04,674.62 | 1,06,930.50 |

- (ii) The value of contractual maturity of such leases is as under:

| Particulars | (₹ in lakh) | | | |
|--|---------------------------|----------------------|-----------------------|----------------------|
| | Gross Investment in Lease | | Present Value of MLPs | |
| | As at 31 March, 2025 | As at 31 March, 2024 | As at 31 March, 2025 | As at 31 March, 2024 |
| Not later than one year | 12,348.35 | 12379.55 | 2420.01 | 2255.87 |
| Later than one year and not later than two years | 12,316.06 | 12348.35 | 2628.69 | 2420.01 |
| Later than two years and not later than three years | 12,282.64 | 12316.06 | 2856.98 | 2628.69 |
| Later than three years and not later than four years | 12,248.04 | 12282.64 | 3107.12 | 2856.98 |
| Later than four years and not later than five years | 12,212.23 | 12248.04 | 3380.95 | 3107.12 |
| Later than five years | 2,31,258.84 | 243471.07 | 90280.87 | 93661.82 |
| Total | 2,92,666.17 | 3,05,045.72 | 1,04,674.62 | 1,06,930.50 |

- b) As a Lessee:

The company does not have any lease arrangements as a lessee.

Note 35 Corporate Social Responsibility (CSR) Expenses

As per Section 135 of the Companies Act, 2013 along with Companies (Corporate Social Responsibility Policy) Rules, 2014 read with DPE guidelines no F.No.15 (13)/2013-DPE (GM), the Company is required to spend, in every financial year, at least two per cent of the average net profits of the Company made during the three immediately preceding financial years in accordance with its CSR Policy.

The details of CSR expenses for the year are as under: -

| | | (₹ in lakh) | |
|--------|--|-----------------------------------|-----------------------------------|
| S. No. | PARTICULARS | For the Year ended 31 March, 2025 | For the Year ended 31 March, 2024 |
| A | Amount required to be spent during the year | 25.33 | - |
| B | Amount approved by the Board to be spent during the year | 25.33 | - |
| C | Amount spent on CSR – | | |
| (i) | Construction or acquisition of any asset | - | - |
| (ii) | on Purpose other than (i) above | 31.20 | - |
| D | Total Shortfall/ (Excess) amount | (5.87) | - |
| E | Break-up of the amount spent on CSR | | |
| (i) | Eradicating hunger and poverty and promoting health care and sanitation including contribution to the Swachh Bharat Kosh | 31.20 | - |
| | Total Amount spent on CSR | 31.20 | - |
| | Amount spent in Cash out of above | 31.20 | - |
| | Amount yet to be spent in Cash | | |

Note 36 Fair Value Measurement

| | | (₹ in lakh) | |
|--|----------------------|----------------------|--------------------|
| Financial Instruments by category | As at 31 March, 2025 | As at 31 March, 2024 | |
| | Amortised cost | Amortised cost | |
| Financial Assets | | | |
| Trade Receivables | 1,232.89 | | 1,329.45 |
| Cash & cash Equivalents | 1.33 | | 0.11 |
| Bank Balances other than cash & cash equivalents | 1.54 | | 107.18 |
| Other Financial Assets | | | |
| Current | 13,521.88 | | 13,506.96 |
| Non-Current | 1,02,254.78 | | 1,04,331.43 |
| Total Financial assets | 1,17,012.42 | | 1,19,275.13 |
| Financial Liabilities | | | |
| Borrowings | 88,059.83 | | 98,063.29 |
| Trade Payables | 53.02 | | 22.56 |
| Other Financial Liabilities | | | |
| Other Current Financial Liabilities | 2,118.61 | | 3,953.08 |
| Non-Current | - | | - |
| Total financial liabilities | 90,231.46 | | 1,02,038.93 |

This section explains the judgements and estimates made in determining the fair values of the financial instruments that are measured at fair value and financial instruments that are measured at amortised cost and for which fair values are disclosed in the financial statements. To provide an indication about the reliability of the inputs used in determining fair value, the company has classified its financial instruments into the three levels prescribed under the accounting standard. An explanation of each level follows underneath the table.

Financial instruments that are measured at Amortised Cost:

(₹ in lakh)

| Particulars | Level | As at 31 March, 2025 | | As at 31 March, 2024 | |
|------------------------------------|-------|----------------------|------------------|----------------------|------------------|
| | | Carrying Amount | Fair value | Carrying Amount | Fair value |
| Financial Liabilities | | | | | |
| Borrowings | 2 | 87,744.83 | 94,811.44 | 91,413.29 | 80,208.48 |
| Total financial liabilities | | 87,744.83 | 94,811.44 | 91,413.29 | 80,208.48 |

The carrying amounts of trade receivables, trade payables, Bank Balance, cash and cash equivalents, other current financial assets, short term borrowings and other current financial liabilities are considered to be the same as their fair values, due to their short-term nature.

For financial assets that are measured at fair value, the carrying amounts are equal to the fair values.

Level 1: Level 1 hierarchy includes financial instruments measured using quoted prices. This includes listed equity bonds which are traded in the stock exchanges, valued using the closing price as at the reporting period.

Level 2: The fair value of financial instruments that are not traded in an active market (for example, traded bonds) is determined using valuation techniques which maximise the use of observable market data and rely as little as possible on entity-specific estimates. If all significant inputs required to fair value an instrument are observable, the instrument is included in level 2.

Level 3: If one or more of the significant inputs is not based on observable market data, the instrument is included in level 3. This is the case for unlisted equity securities, contingent consideration and indemnification assets included in level 3.

There are no transfers between levels 1 and 2 during the year. The company's policy is to recognise transfers into and transfers out of fair value hierarchy levels as at the end of the reporting period.

Valuation technique used to determine fair value:

Specific valuation techniques used to value financial instruments includes:

- the use of quoted market prices or dealer quotes for similar instruments
- the fair value of the remaining financial instruments is determined using discounted cash flow analysis.

All of the resulting fair value estimates are included in level 2.

Note 37 Disclosure as per Ind AS 24 - "Related Party Disclosures"

(a) Holding Company

| Name of entity | Place of business/ Country of incorporation | Proportion of Ownership Interest | |
|---|--|----------------------------------|----------------------|
| | | As at 31 March, 2025 | As at 31 March, 2024 |
| Power Grid Corporation of India Limited | India | 100% | 100% |

(b) Subsidiaries of Holding Company

| Name of entity | Place of business / Country of incorporation |
|--|---|
| POWERGRID Vemagiri Transmission Limited | India |
| POWERGRID NM Transmission Limited | India |
| POWERGRID Unchahar Transmission Limited | India |
| POWERGRID Southern Interconnector Transmission System Limited | India |
| POWERGRID Medinipur Jeerat Transmission Limited | India |
| POWERGRID Mithilanchal Transmission Limited | India |
| POWERGRID Varanasi Transmission System Limited | India |
| POWERGRID Jawaharpur Firozabad Transmission Limited | India |
| POWERGRID Khetri Transmission System Limited | India |
| POWERGRID Bhuj Transmission Limited | India |
| POWERGRID Bhind Guna Transmission Limited | India |
| POWERGRID Ajmer Phagi Transmission Limited | India |
| POWERGRID Fatehgarh Transmission Limited | India |
| POWERGRID Rampur Sambhal Transmission Limited | India |
| Central Transmission Utility of India Limited | India |
| POWERGRID Ramgarh Transmission Limited | India |
| POWERGRID Himachal Transmission Limited | India |
| POWERGRID Bikaner Transmission System Limited | India |
| POWERGRID Sikar Transmission Limited | India |
| POWERGRID Bhadla Transmission Limited | India |
| POWERGRID Aligarh Sikar Transmission Limited | India |
| POWERGRID Energy Services Limited | India |
| POWERGRID Teleservices Limited | India |
| POWERGRID Narela Transmission Limited | India |
| POWERGRID Gomti Yamuna Transmission Limited | India |
| POWERGRID Neemuch Transmission System Limited | India |
| POWERGRID ER NER Transmission Limited | India |
| POWERGRID Khavda II-B Transmission Limited (Erstwhile Khavda II-B Transmission Limited) | India |
| POWERGRID Khavda II-C Transmission Limited (Erstwhile Khavda II-C Transmission Limited) | India |
| POWERGRID Khavda RE Transmission System Limited (Erstwhile Khavda RE Transmission Limited) | India |

| | |
|--|-------|
| POWERGRID KPS2 Transmission System Limited (Erstwhile KPS2 Transmission Limited) | India |
| POWERGRID KPS3 Transmission Limited (Erstwhile KPS3 Transmission Limited) | India |
| POWERGRID ERWR Power Transmission Limited (Erstwhile ERWR Power Transmission Limited) | India |
| POWERGRID Raipur Pool Dhamtari Transmission Limited (Erstwhile Raipur Pool Dhamtari Transmission Limited) | India |
| POWERGRID Dharamjaigarh Transmission Limited (Erstwhile Dharamjaigarh Transmission Limited) | India |
| POWERGRID Bhadla Sikar Transmission Limited (Erstwhile Bhadla Sikar Transmission Limited) | India |
| POWERGRID Ananthpuram Kurnool Transmission Limited (Erstwhile Ananthpuram Kurnool Transmission Limited) | India |
| POWERGRID Bhadla III Transmission Limited (Erstwhile Bhadla III Transmission Limited) | India |
| POWERGRID Ramgarh II Transmission Limited (Erstwhile Ramgarh II Transmission Limited) | India |
| POWERGRID Beawar Dausa Transmission Limited (Erstwhile Beawar Dausa Transmission Limited) | India |
| POWERGRID Bikaner Neemrana Transmission Limited (Erstwhile Bikaner III Neemrana Transmission Limited) | India |
| POWERGRID Neemrana Bareilly Transmission Limited (Erstwhile Neemrana II Bareilly Transmission Limited) | India |
| POWERGRID Vataman Transmission Limited (Erstwhile Vataman Transmission Limited) | India |
| POWERGRID Koppal Gadag Transmission Limited (Erstwhile Koppal II Gadag II Transmission Limited) | India |
| POWERGRID Sikar Khetri Transmission Limited (Erstwhile Sikar Khetri Transmission Limited) | India |
| POWERGRID Bidar Transmission limited (Erstwhile Bidar Transmission Limited) | India |
| POWERGRID Mandsaur Transmission Limited (Erstwhile Rajasthan IV C Power Transmission Limited) -100% equity acquired by POWERGRID from REC Power Development Consultancy Limited on 19-Aug-2024 | India |
| POWERGRID Khavda IV-E2 Power Transmission Limited (Erstwhile Khavda IV-E2 Power Transmission Limited) -100% equity acquired by POWERGRID from REC Power Development Consultancy Limited on 30-May-2024 | India |
| POWERGRID Mewar Transmission Limited(Erstwhile Rajasthan IV E Power Transmission Limited) -100% equity acquired by POWERGRID from REC Power Development Consultancy Limited on 19-Aug-2024 | India |
| POWERGRID Sirohi Transmission Limited (Erstwhile Sirohi Transmission Limited) -100% equity acquired by POWERGRID from PFC Consulting Limited on 22-Aug-2024 | India |
| POWERGRID Beawar-Mandsaur Transmission Limited (Erstwhile Beawar - Mandsaur Transmission Limited) -100% equity acquired by POWERGRID from PFC Consulting Limited on 22-Aug-2024 | India |
| POWERGRID Khavda PS1 and 3 Transmission Limited (Erstwhile Khavda PS1 and 3 Transmission Limited) -100% equity acquired by POWERGRID from PFC Consulting Limited on 07-Nov-2024 | India |
| POWERGRID Bhadla Bikaner Transmission Limited (Erstwhile Bhadla-III & Bikaner-III Transmission Limited) -100% equity acquired by POWERGRID from PFC Consulting Limited on 30-Aug-2024 | India |
| POWERGRID South Olpad Transmission Limited (Erstwhile South Olpad Transmission Limited) -100% equity acquired by POWERGRID from PFC Consulting Limited on 15-Oct-2024 | India |
| POWERGRID Bhadla-III Power Transmission Limited (Erstwhile Bhadla III Power Transmission Limited) -100% equity acquired by POWERGRID from REC Power Development Consultancy Limited on 28-Aug-2024 | India |
| POWERGRID Kurawar Transmission Limited (Erstwhile Rajasthan IV H1 Power Transmission Limited) -100% equity acquired by POWERGRID from REC Power Development Consultancy Limited on 15-Oct-2024 | India |

| | |
|---|-------|
| POWERGRID Jam Khambhaliya Transmission Limited (Erstwhile Jam Khambhaliya Transmission Limited) -100% equity acquired by POWERGRID from PFC Consulting Limited on 15-Oct-2024 | India |
| POWERGRID West Central Transmission Limited (Erstwhile Khavda V-A Power Transmission Limited) -100% equity acquired by POWERGRID from REC Power Development Consultancy Limited on 19-Nov-2024 | India |
| POWERGRID Barmer I Transmission Limited (Erstwhile Barmer I Transmission Limited) -100% equity acquired by POWERGRID from PFC Consulting Limited on 07-Nov-2024 | India |
| POWERGRID Bikaner IV Transmission Limited (Erstwhile Bikaner A Power Transmission Limited) -100% equity acquired by POWERGRID from REC Power Development Consultancy Limited on 11-Nov-2024 | India |
| POWERGRID Siwani Transmission Limited (Erstwhile Bikaner B Power Transmission Limited) -100% equity acquired by POWERGRID from REC Power Development Consultancy Limited on 11-Nov-2024 | India |
| POWERGRID Kudankulam Transmission Limited (Erstwhile Kudankulam ISTS Transmission Limited) -100% equity acquired by POWERGRID from PFC Consulting Limited on 10-Jan-2025 | India |
| POWERGRID GHIROR TRANSMISSION LIMITED(Erstwhile Rajasthan IV 4A Power Transmission Limited) -100% equity acquired by POWERGRID from REC Power Development Consultancy Limited on 30-Dec-2024 | India |
| POWERGRID Koppal Gadag Augmentation Transmission Limited (Erstwhile Gadag II and Koppal II Transmission Limited) -100% equity acquired by POWERGRID from PFC Consulting Limited on 16-Jan-2025 | India |
| Khavda V-B1B2 Power Transmission Limited -100% equity acquired by POWERGRID from REC Power Development Consultancy Limited on 18-Feb-2025 | India |
| Bidar Transco Limited -100% equity acquired by POWERGRID from REC Power Development Consultancy Limited on 18-Feb-2025 | India |
| Chitradurga Bellary REZ Transmission Limited -100% equity acquired by POWERGRID from PFC Consulting Limited on 21-Mar-2025 | India |
| Fatehgarh II And Barmer I PS Transmission Limited -100% equity acquired by POWERGRID from PFC Consulting Limited on 21-Mar-2025 | India |
| Banaskantha Transco Limited -100% equity acquired by POWERGRID from REC Power Development Consultancy Limited on 24-Mar-2025 | India |
| Kurnool-IV Transmission Limited -100% equity acquired by POWERGRID from REC Power Development Consultancy Limited on 24-Mar-2025 | India |
| Rajasthan V Power Transmission Limited -100% equity acquired by POWERGRID from REC Power Development Consultancy Limited on 24-Mar-2025 | India |
| Kurnool III PS RE Transmission Limited -100% equity acquired by POWERGRID from PFC Consulting Limited on 27-Mar-2025 | India |

(c) **Joint Ventures of Holding company**

| Name of entity | Place of business / Country of incorporation |
|--|--|
| Powerlinks Transmission Limited | India |
| Torrent POWERGRID Limited | India |
| Parbati Koldam Transmission Company Limited | India |
| Sikkim Power Transmission Limited (Erstwhile Teestavalley Power Transmission Limited) | India |
| North East Transmission Company Limited | India |
| National High Power Test Laboratory Private Limited | India |
| Bihar Grid Company Limited | India |
| Energy Efficiency Services Limited | India |
| Cross Border Power Transmission Company Limited | India |
| RINL POWERGRID TLT Private Limited (under process of liquidation) | India |
| Butwal-Gorakhpur Cross Border Power Transmission Limited | India |
| Rajasthan Power Grid Transmission Company Limited (incorporated on 27-11-2024) | India |
| Power Transmission Company Nepal Limited | Nepal |

(d) **Associates of Holding Company***

| Name of entity | Place of business/ Country of incorporation |
|---|---|
| | India |
| Kala Amb Transmission Limited (erstwhile POWERGRID Kala Amb Transmission Limited) | India |
| Jabalpur Power Transmission Limited (erstwhile POWERGRID Jabalpur Transmission Limited) | India |
| Warora Transmission Limited (erstwhile POWERGRID Warora Transmission Limited) | India |
| Parli Power Transmission Limited (erstwhile POWERGRID Parli Transmission Limited) | India |

*The above Companies ceased to be the associate of Holding Company subsequent to the transfer their Equity Shares by POWERGRID to POWERGRID Infrastructure Investment Trust on 30-12-2024.

(e) **Key Managerial Personnel**

| Name | Designation | Date of Appointment | Date of Cessation / Separation |
|---------------------------------------|---------------------|---------------------|--------------------------------|
| Shri Boppudi Anantha Sarma | Director | 06-Apr-23 | 30-Nov-24 |
| Shri Deepti Kanta Biswal | Director | 27-Jun-23 | 30-Apr-25 |
| Shri Ashok Kumar Behera | Chairman & Director | 26-Sep-23 | Continuing |
| Dr. Sunita Chohan | Director | 13-Mar-24 | 01-Aug-25 |
| Shri Leelamma Krishnan Nair Khajkumar | Additional Director | 02-Jan-25 | Continuing |
| Shri Manish Kumar | Additional Director | 01-May-25 | Continuing |
| Ms. Manisha Dholkheria | CFO | 26-Feb-21 | 01-Jul-25 |
| Ms. Sandeep Kaur | Company Secretary | 31-Jul-24 | 20-Dec-24 |
| Shri Ravinder | CFO | 02-Sep-25 | Continuing |
| Ms. Anjali Mahule | Company Secretary | 09-06-2025 | Continuing |

(f) **Government Related Entities**

The Company is a wholly owned subsidiary of Central Public Sector Undertaking (CPSU) controlled by Central Government by holding majority of shares.

The Company has business transactions with other entities controlled by the GOI for procurement of capital equipment, spares and services. Transactions with these entities are carried out at market terms on arms-length basis through a transparent price discovery process against open tenders, except in a few cases of procurement of spares/services from Original Equipment Manufacturer (OEM) for proprietary items/or on single tender basis due to urgency, compatibility or other reasons. Such single tender procurements are also done through a process of negotiation with prices benchmarked against available price data of same/similar items.

The above transactions are in the course of normal day-to-day business operations and are not considered to be significant keeping in view the size, either individually or collectively.

(g) Outstanding balances arising from sales/purchases of goods and services

The following balances are outstanding at the end of the reporting period in relation to transactions with related parties:

| (₹ in lakh) | | |
|--|----------------------|----------------------|
| Particulars | As at 31 March, 2025 | As at 31 March, 2024 |
| Amounts payable | | |
| Power Grid Corporation of India Ltd. (Holding Company) | | |
| Purchases of goods and services – Consultancy | | |
| Loans from Holding Company | 87,217.63 | 84,763.29 |
| Interest Accrued on Loan | 527.20 | - |
| Other Payables | - | 0.91 |
| Other Recoverable -Safety Corpus | - | - |
| POWERGRID Energy Services Limited (Fellow Subsidiary Company) | | |
| Purchases of goods and services – O&M Maintenance | 32.12 | 20.66 |
| Amounts Receivable | | |
| Other Receivables | - | 0.09 |
| POWERGRID Energy Services Limited (Fellow Subsidiary Company) | | |
| Sales of Goods and Services - Spares & Inventories | 179.72 | 179.72 |
| Other Receivables(Excess TDS Deposit) | 1.91 | - |

(h) Transactions with related parties

The following transactions occurred with related parties (excluding taxes):

(₹ in lakh)

| Particulars | For the Year ended 31 March, 2025 | For the Year ended 31 March, 2024 |
|--|-----------------------------------|-----------------------------------|
| Power Grid Corporation of India Ltd. (Holding Company) | | |
| Purchase of Goods or Services - Consultancy Expense | - | 92.95 |
| Purchase of Goods or Services - O&M Maintenance | - | 157.66 |
| Reimbursement of Expenses (CPG charges) | - | - |
| Repayment of Loan | 10,405.00 | - |
| Additional Loan obtained during the year | 6209.34 | 11,321.68 |
| Investments Received during the year (Equity/Share application Money) | - | 1,085.00 |
| Interest paid on Loan | 7,166.64 | 6,469.67 |
| Reimbursement of Expenses(CPG Charges) | 3.59 | 4.63 |
| Reimbursement of Expenses made on Material transfer | | 3.59 |
| Investments Received during the year (Equity/Share application Money) | - | 1,085.00 |
| POWERGRID Energy Services Limited (Fellow Subsidiary Company) | | |
| Purchases of goods and services - O&M Maintenance | 819.02 | 595.43 |
| Sales of Goods and Services - Spares & Inventories | - | 152.31 |

Note 38 Segment Information

The Board of Directors is the company's Chief operating decision maker who monitors the operating results of its business segments separately for the purpose of making decisions about resource allocation and performance assessment. One reportable segment has been identified on the basis of product/services. The company has a single reportable segment i.e., Power transmission network for transmission system.

The operations of the company are mainly carried out within the country and therefore there is no reportable geographical segment.

Note 39 Capital and other Commitments

| (₹ in lakh) | | |
|--|----------------------|----------------------|
| Particulars | As at 31 March, 2025 | As at 31 March, 2024 |
| Estimated amount of contracts remaining to be executed on capital account and not provided for (net of advances) | 111.26 | 60.83 |

Note 40 Contingent Liabilities and contingent assets**A. Contingent Liabilities**

Claims against the Company not acknowledged as debts in respect of: Nil (Previous year Nil)

B. Contingent Assets

There are no contingent assets as on the reporting date.

Note 41 Capital management**a) Risk Management**

The company's objectives when managing capital are to maximize the shareholder value; safeguard its ability to continue as a going concern; maintain an optimal capital structure to reduce the cost of capital.

For the purpose of the company's capital management, equity capital includes issued equity capital and all other equity reserves attributable to the equity holders of the company. The company manages its capital structure and makes adjustments in light of changes in economic conditions. To maintain or adjust the capital structure, the company may adjust the dividend payment to shareholders, regulate investments in its projects, return capital to shareholders or issue new shares. The company monitors capital using debt-equity ratio, which is the ratio of long term debt to Total net worth. The company includes within long term debt, interest bearing loans and borrowings and current maturities of long-term debt.

The debt –equity ratio of the Company was as follows: -

| Particulars | As at 31 March, 2025 | As at 31 March, 2024 |
|--------------------------------|----------------------|----------------------|
| Total debt (₹ in lakh) | 87,217.63 | 91,413.29 |
| Equity (₹ in lakh) | 25,633.33 | 23,328.11 |
| Long term debt to Equity ratio | 3.40 | 3.92 |

No changes were made in the objectives, policies or processes for managing capital during the years ended 31.03.2025 and 31.03.2024.

Note 42 Earnings per share

| Particulars | For the Year ended 31 March, 2025 | For the Year ended 31 March, 2024 |
|---|--------------------------------------|--------------------------------------|
| Basic and diluted earnings per share attributable to the equity holders of the company (in ₹) | 1.12 | 1.33 |
| Total Earnings attributable to the equity holders of the company (₹ in lakh) | 2,305.21 | 2,748.47 |
| Weighted average number of shares used as the denominator | 20,59,80,000 | 20,59,80,000.00 |

Note 43 Income Tax expense

This note provides an analysis of the company's income tax expense, and how the tax expense is affected by non-assessable and non-deductible items. It also explains significant estimates made in relation to the Company's tax position.

(a) Income tax expense

| (₹ in lakh) | | |
|---|-----------------------------------|-----------------------------------|
| Particulars | For the Year ended 31 March, 2025 | For the Year ended 31 March, 2024 |
| Current Tax | | |
| Current tax on profits for the year | - | - |
| Deferred Tax expense | | |
| Origination and reversal of temporary differences | 745.96 | 962.51 |
| Total deferred tax expense/benefit | 745.96 | 962.51 |
| Income tax expense (A+B) | 745.96 | 962.51 |

(b) Reconciliation of tax expense and the accounting profit multiplied by India's tax rate:

(₹ in lakh)

| Particulars | For the Year ended 31 March, 2025 | For the Year ended 31 March, 2024 |
|---|-----------------------------------|-----------------------------------|
| Profit before income tax expense including movement in Regulatory Deferral Account Balances | 3,051.17 | 3,824.20 |
| Tax at the Company's domestic tax rate of 25.168 % | 767.92 | 962.48 |
| Tax effect of: | | |
| Non-Deductible tax items | 6.38 | - |
| previous year adjustments | 28.34 | 0.02 |
| Income tax expense | 745.96 | 962.51 |

Note 44 Employee Benefits

The Company does not have any permanent employees. The personnel working for the company are from holding company on secondment basis and are working on time share basis. The employee cost (including retirement benefits such as Gratuity, leave encashment, post-retirement benefits etc.) in respect of personnel working for the company are paid by holding company. Since there are no employees in the company, the obligation as per Ind-AS 19 does not arise. Accordingly, no provision is considered necessary for any retirement benefit like gratuity, leave salary, pension etc., in the books of the company.

Note 45 Recent Pronouncements

A. Amendments to Indian Accounting Standards (Ind AS):

On 12.08.2024, Ministry of Corporate Affairs ("MCA") has notified the Companies (Indian Accounting Standards) Amendment Rules, 2024 applicable from 01.04.2024 introducing Ind AS 117 "Insurance Contracts", and amendments to Ind AS 116 "Lease". The Company has assessed that the amendments have no effect on the Accounts of the Company.

Note 46 Other Notes

In accordance with Ind AS 8 “Accounting Policies, Changes in Accounting Estimates and Errors” and Ind AS 1 “Presentation of Financial Statements”, the Company has reclassified/restated the amounts in financial statements as at 31 March 2024 and 01 April 2023 (beginning of the previous year) as follows:

- A** DOCO (Date of Commercial Operation) of Simbhaoli (400kV) – Muradnagar-II (Ghaziabad) 400kV D/C Line (Element #2) (accounting for 13.24% of Project Revenue) was declared deemed commissioned on 29.04.2023. However, the company has revised DOCO to 07.11.2023 based on technicalities of trial run operation, in consultation with the Lead LTTC, Paschimanchal Vidyut Vitran Nigam Ltd (PVVNL),. Accordingly, interest expense of Rs 432.27 lakh incurred during the period has been capitalised / transferred to Lease Receivables resulting in decrease of Finance Costs of Rs. 432.27 lakh. Revenue recognised has been revised resulting in decrease of Interest Income for FY 2023-24 by Rs. 545.49 lakhs.
- B** Consequent to revision of DOCO, Interest allocation on the elements of the Transmission Project, is revised. Interest During Construction transferred from Capital Work In - Progress to Lease Receivable for element#1 - Simbhavali-Meerut(765kV) 400kV D/C Line commissioned on 29.03.2023 for amount of Rs. 188.62 lakh. which also resulted in increase of Interest Income by Rs. 0.02 lakh, which is recognised in the FY 2022-23.
- C** As there is a material effect on the information in the balance sheet at the beginning of the previous year due the reason mentioned at Point B above, the company has presented a third balance sheet as at the beginning of the preceding year.
- D** Reconciliation of equity as at 31 March 2024 and 01 April 2023 is as follows:

| Particulars | As at 31 March 2024 | As at 01 April 2023 |
|---|---------------------|---------------------|
| Total equity as reported earlier | 23,441.32 | 19,494.63 |
| Add: Capitalisation of Interest | 432.27 | 0 |
| Recognition / (Derecognition) of Revenue | -545.49 | 0.02 |
| Total equity as per restated Financial Statement | 23328.10 | 19494.65 |

- E** Reconciliation of Profit after tax for the year ended 31 March 2024 is as follows

| Particulars | For the Year Ended on 31 March 2024 |
|--|-------------------------------------|
| Profit after Tax as reported earlier | 2,861.69 |
| Add: Capitalisation of Interest | 432.27 |
| Less: Derecognition of Revenue | 545.49 |
| Profit after Tax as per restated Financial Statement | 2,748.47 |
| Impact on Basic and diluted earnings per share (₹) | -0.06 |

- F** EPS in Note 42 & Statement of P&L to also be revised as per restated figures

- Note 47** a) Figures have been rounded off to nearest rupees in lakh up to two decimals.
b) Previous year figures have been regrouped/ rearranged wherever considered necessary.

As per our report of even date

For Bubber Jindal & Co.

Chartered Accountants

Firm Regn. No. 000399N

Vivek Bubber **VIVEK BUBBER**
Partner
Date: 2025.09.02
19:15:39 +05'30'

Mem. No. 098917

Place: New Delhi

Date: 02 September, 2025

For and on behalf of the Board of Directors

ASHOK KUMAR BEHERA
Digitally signed by ASHOK KUMAR BEHERA
Date: 2025.09.02 14:39:52 +05'30'

A K Behera

Chairperson

DIN: 09554733

Place: Gurugram

Date: 02 September, 2025

Ravinder
Digitally signed by Ravinder
Date: 2025.09.02 14:30:52 +05'30'

Ravinder

Chief Financial Officer

PAN: BRDPP0098A

Place: Gurugram

Date: 02 September, 2025

Manish Kumar
Digitally signed by Manish Kumar
Date: 2025.09.02 14:36:52 +05'30'

Manish Kumar

Additional Director

DIN: 11069723

Place: Gurugram

Date: 02 September, 2025

ANJALI BALDEOPRASAD MAHULE
Digitally signed by ANJALI BALDEOPRASAD MAHULE
Date: 2025.09.02 14:26:42 +05'30'

Anjali Mahule

Company Secretary

Mem. No. A51903

Place: Gurugram

Date: 02 September, 2025