



POWERGRID

Delivering Smart Grid/ Distribution Solutions

Press Meet 12th February, 2013

By attending the meeting where this presentation is made, or by reading the presentation slides, you agree to be bound by the following limitations:

- *This document has been prepared for information purposes only and is not an offer or invitation or recommendation to buy or sell any securities of Power Grid Corporation of India Limited (the “Company”), nor shall part, or all, of this document form the basis of, or be relied on in connection with, any contract or investment decision in relation to any securities of the Company.*
- *The information in this document is being provided by the Company and is subject to change without notice. The Company relies on information obtained from sources believed to be reliable but does not guarantee its accuracy or completeness.*
- *This document contains statements about future events and expectations that are forward-looking statements. These statements typically contain words such as "expects" and "anticipates" and words of similar import. Any statement in this document that is not a statement of historical fact is a forward-looking statement that involves known and unknown risks, uncertainties and other factors which may cause our actual results, performance or achievements to be materially different from any future results, performance or achievements expressed or implied by such forward-looking statements. None of the future projections, expectations, estimates or prospects in this document should be taken as forecasts or promises nor should they be taken as implying any indication, assurance or guarantee that the assumptions on which such future projections, expectations, estimates or prospects have been prepared are correct or exhaustive or, in the case of the assumptions, fully stated in the document. The Company assumes no obligations to update the forward-looking statements contained herein to reflect actual results, changes in assumptions or changes in factors affecting these statements.*
- *You acknowledge that you will be solely responsible for your own assessment of the market and the market position of the Company and that you will conduct your own analysis and be solely responsible for forming your own view of the potential future performance of the business of the Company.*
- *Neither the delivery of this document nor any further discussions of the Company with any of the recipients shall, under any circumstances, create any implication that there has been no change in the affairs of the Company since that date.*
- *Annual Accounts for FY2011-12 have been approved by the shareholders.*

Contents



- Project Highlights
- Financial Highlights
- Highlights - Other Segments
- Investment Programme
- Updates: New Initiatives

Major Projects Commissioned during Q3 (FY13)

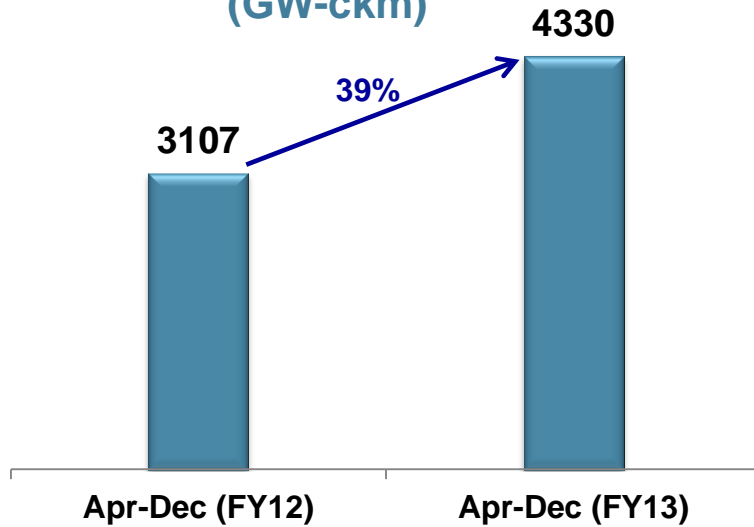
- 765kV Sasan – Satna line associated with Sasan UMPP
- 400kV Mundra – Jetpur line associated with Mundra UMPP
- 400kV Gandhar – Navsari associated with Mundra UMPP
- 400kV Vindhyachal IV – Vindhyachal pooling station
- 400kV Raipur – Wardha line associated with Western Region

System Strengthening

- Jhatikara and Bhiwani S/S (extns.)
- Banka S/S

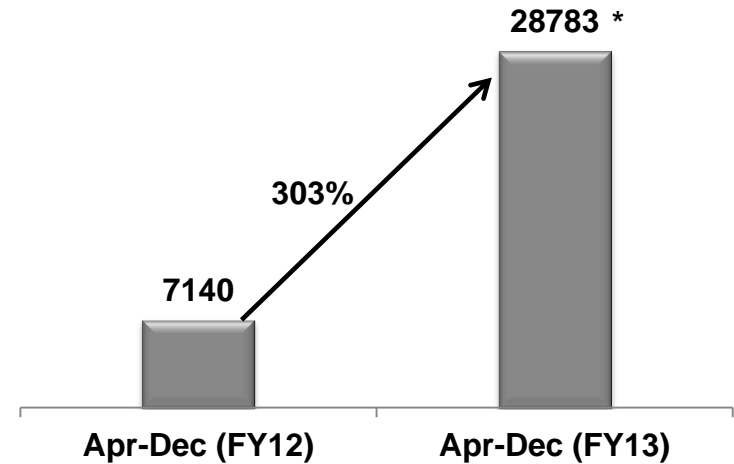
Project Execution

Transmission Lines (GW-ckm)



Till 31-Jan-13: 4766 GW-ckm

X-formation Capacity (MVA)



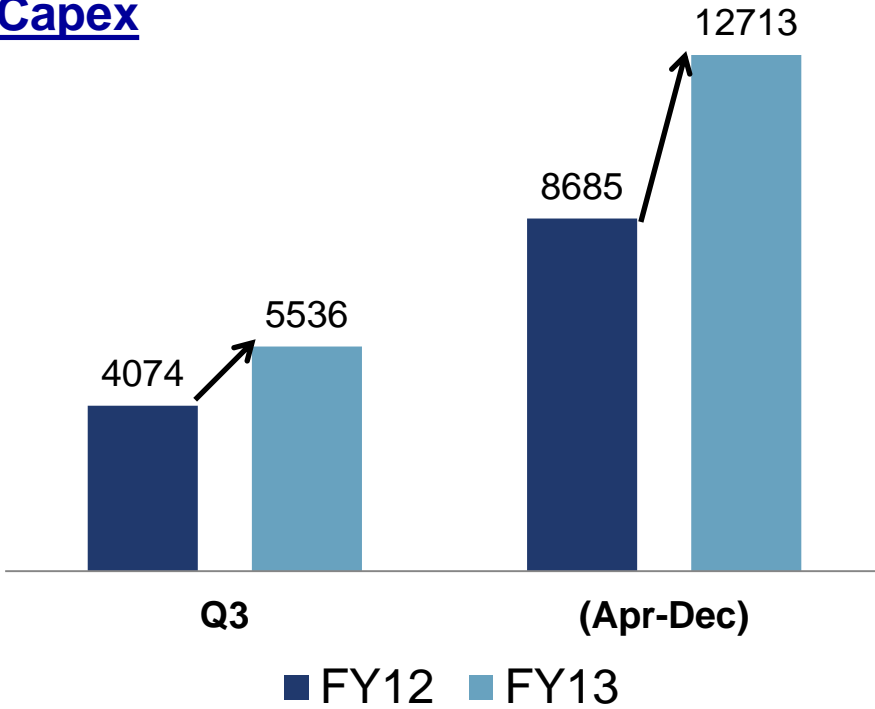
Till 31-Jan-13: 32,633 MVA

(*) 20,000 MVA pertains to 765kV

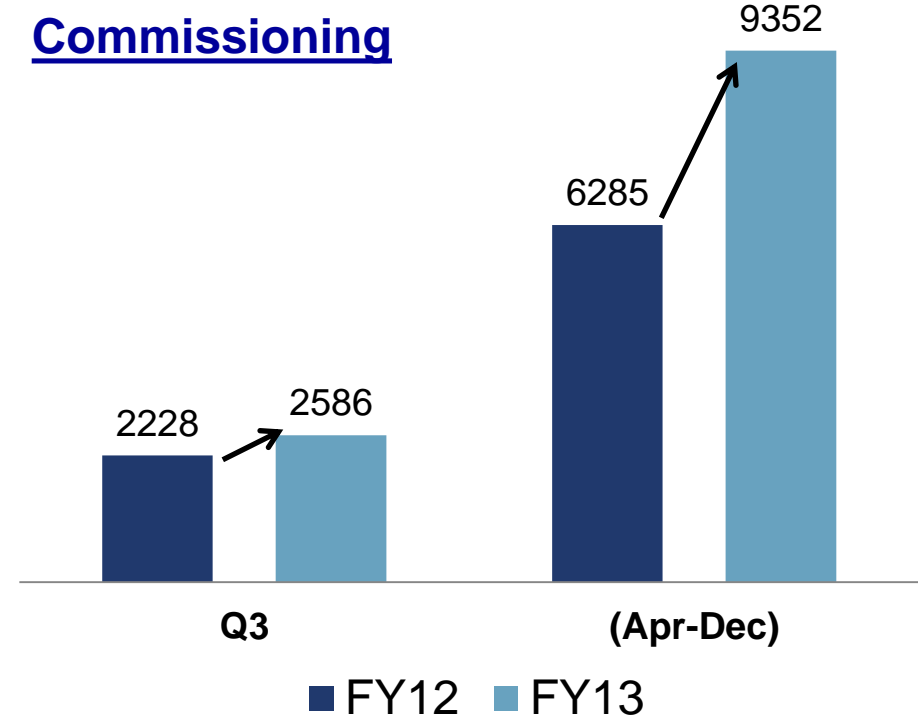
Project Execution

(₹ in crore)

Capex



Commissioning

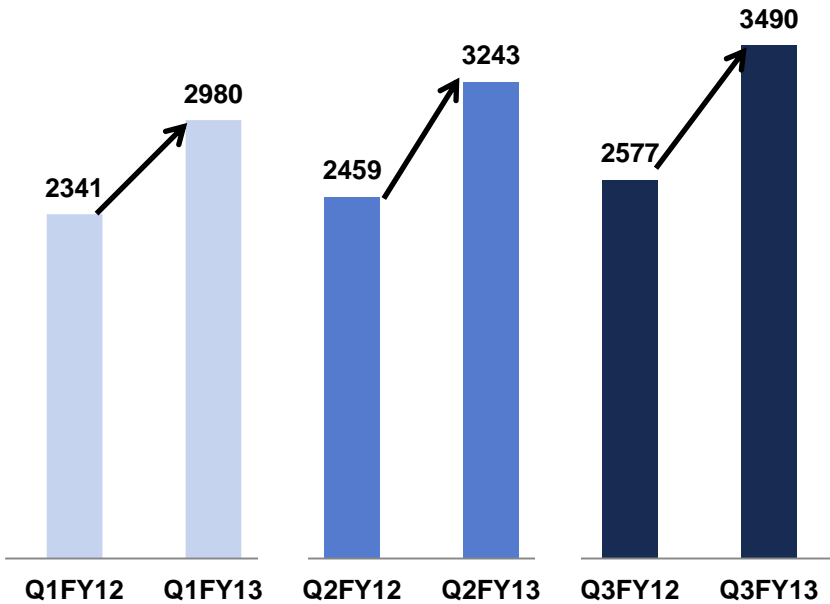


Financial Performance

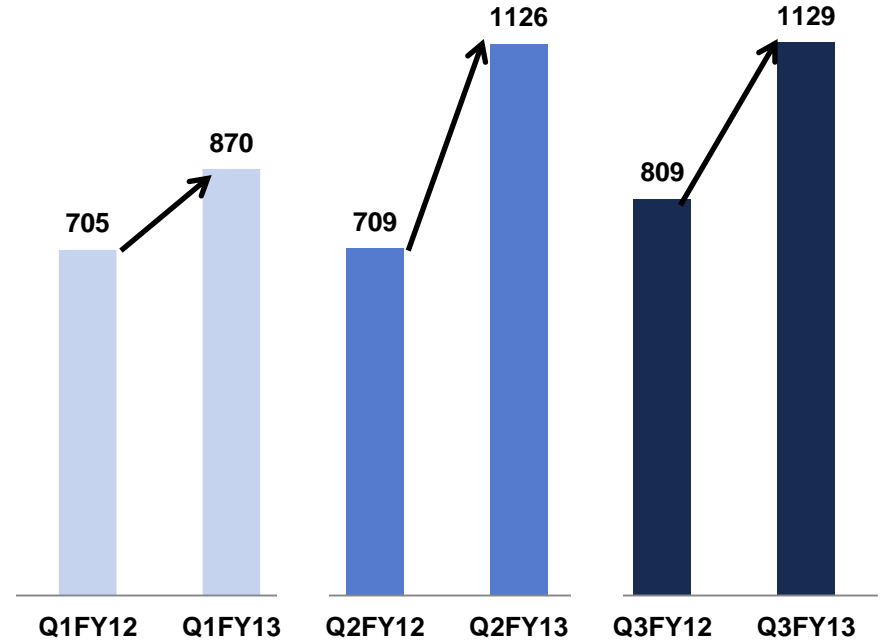
(Quarterly)

(₹ in crore)

Total Income



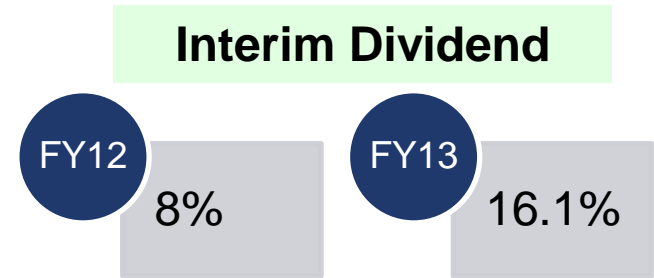
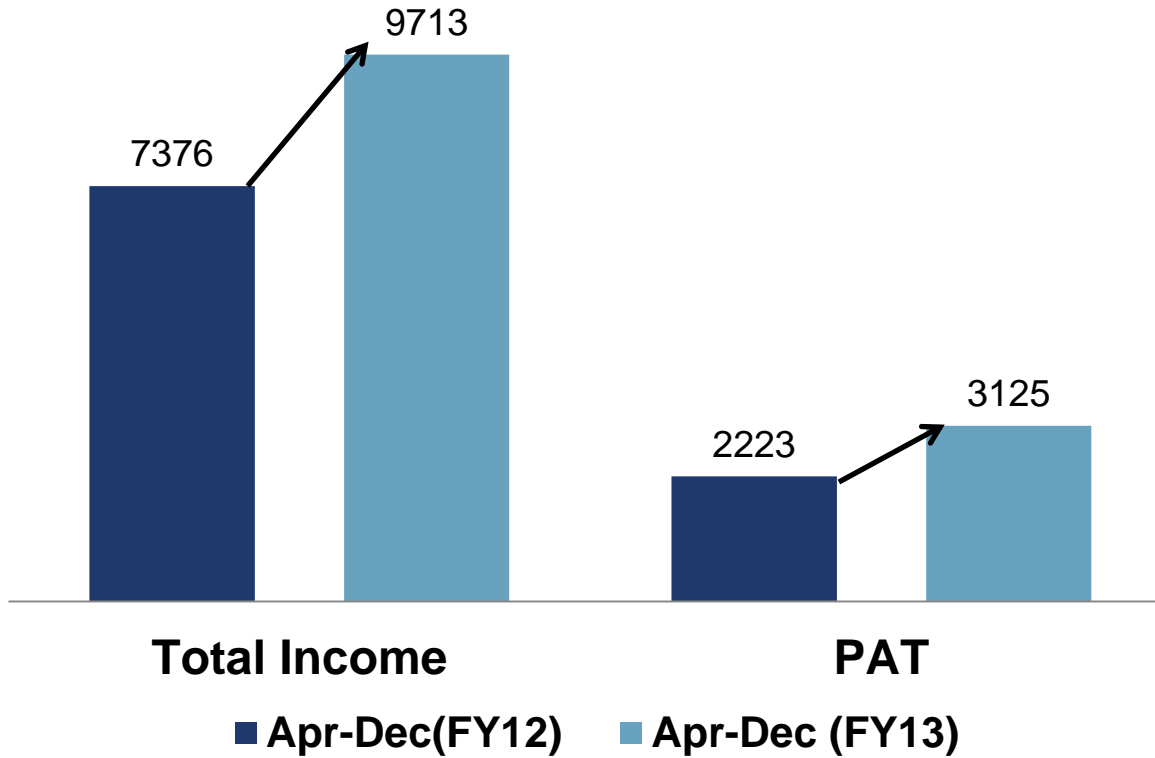
Profit After Tax



Financial Performance

(Cumulative)

(₹ in crore)



Financial Performance

(Q3 FY13)

					(₹ in crore)
	Quarter ended		Nine months ended		FY 2011-12
	31.12.2012	31.12.2011	31.12.2012	31.12.2011	
Income					
- Transmission Charges	3238	2340	8971	6585	9544
- Consultancy	66	73	194	199	290
- Telecom	58	54	171	149	201
- Other Income	128	110	377	443	750
Total Income	3490	2577	9713	7376	10785
Operating Expenses(including prior period adjustment)	439	382	1266	1157	1671
EBITDA-Gross Margin	3051	2195	8447	6219	9114
Depreciation	865	679	2447	1855	2573
Interest	685	471	1929	1349	1859
FERV : Loss / (Gain)		(11)	(69)	53	84
Tax	372	247	1015	739	1343
Profit after Tax	1129	809	3125	2223	3255

Financial Performance

	(Q3 FY13)			
	(₹ in crore)			
	As on 31.03.2012	As on 30.06.2012	As on 30.09.2012	As on 31.12.2012
Gross Fixed Assets	63387	68866	72598	75879
Capital Work-in-Progress	33275	32218	33533	37104
Debt	51752	57987	58158	61667
Net Worth	23488	24358	25483	26612
Earning Per Share (₹)	7.03	1.88*	4.31*	6.75*
Book Value per Share (₹)	50.73	52.61	55.04	57.48
Key Financial Ratios				
Debt : Equity	69:31	70:30	70:30	70:30
Return on Net Worth	13.86%	3.57%*	7.83%*	11.74*

* Not Annualized

Operations: Asset Management

Availability 99.90%
Reliability 0.51 trippings/ line

(Apr'12-Jan'13)



Lines

- 774 Nos.
- 98,367 ckm



Sub-Stations

- 160 Nos.
- 157,158 MVA

(as on 1 Feb'2013)

Adoption of International best Practices

National Transmission Asset Management Center (NTAMC)

Under Implementation

For Centralized Operation, Maintenance & Control of Sub-Stations from remote locations

Main Control Center at Manesar (near Gurgaon) & Back Up at Bangalore

Optimal utilization of human resources and improvement of operational efficiency

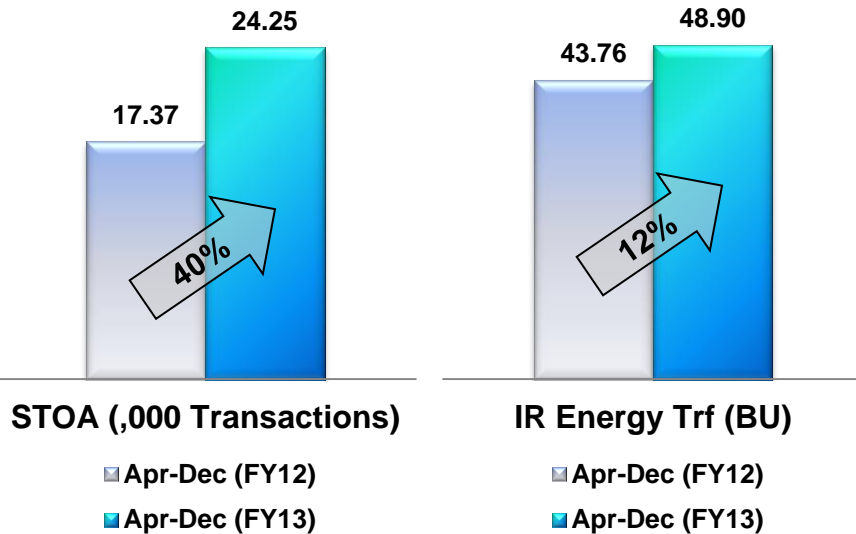
Improvement in reliability

POWERGRID implementing Islanding Scheme for Delhi

Grid Management & REC Mechanism¹

Grid Management

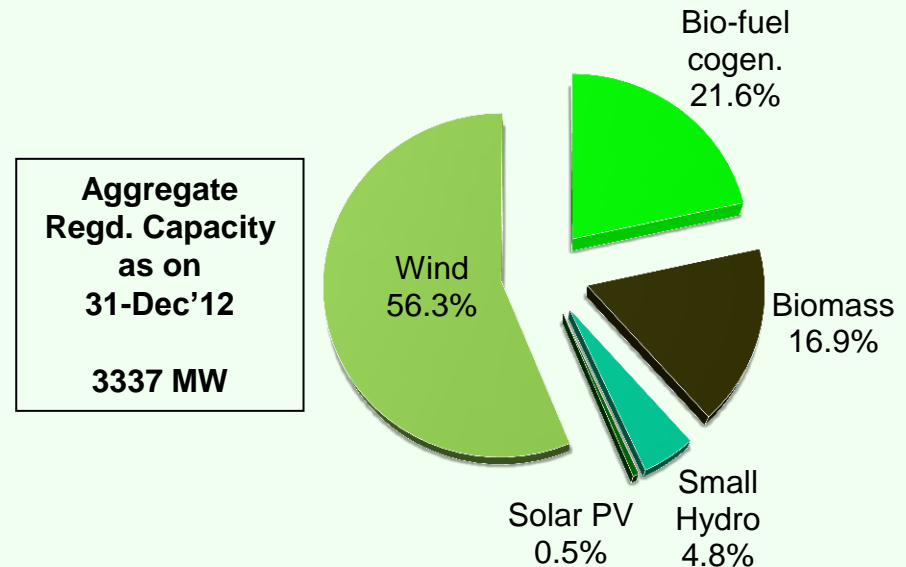
Consistent increase in STOA Transactions and Inter-Regional Energy Transfer



REC Mechanism: Highlights

	Apr-Dec (FY12)	Apr-Dec(FY13)	Growth
REC Issued (Nos.)	5,46,808	34,38,083	~6.3x
REC Traded (₹ in crore)	112.64	330.42	~2.93x

Cumulative RECs traded till Dec'12: ₹ 617 crore



Cumulative Solar RECs worth ₹ 7.92 crore traded till Dec'12

Aggregate Regd. Capacity as on 31-Dec'12
3337 MW

* Including January 2013 trading data

¹- carried out through Power System Operation Corporation Limited, a wholly owned subsidiary of POWERGRID

Other Business Segments

Telecom

Q3 Highlights

- 5 New clients added

National Knowledge Network (NKN)

- Total Value of allocations received for NKN ~₹ 900 crore for 10 year period starting Oct., 2010

National Optic Fiber Network (NOFN)

- Under implementation
- Allotment Letter received for 4 states covering 89 districts and 1769 blocks
- Cost: ₹ 3,000 crore

Recent Developments

- 2 Nos. of Orders for 10Gbps capacity received from Private Sector for the first time

Consultancy (Domestic)

Q3 Highlights

- 9 New assignments
- 2 New clients added

Assignments under execution

- 116 assignments
- Projects worth ₹ 12,300 crore (Balance cost)

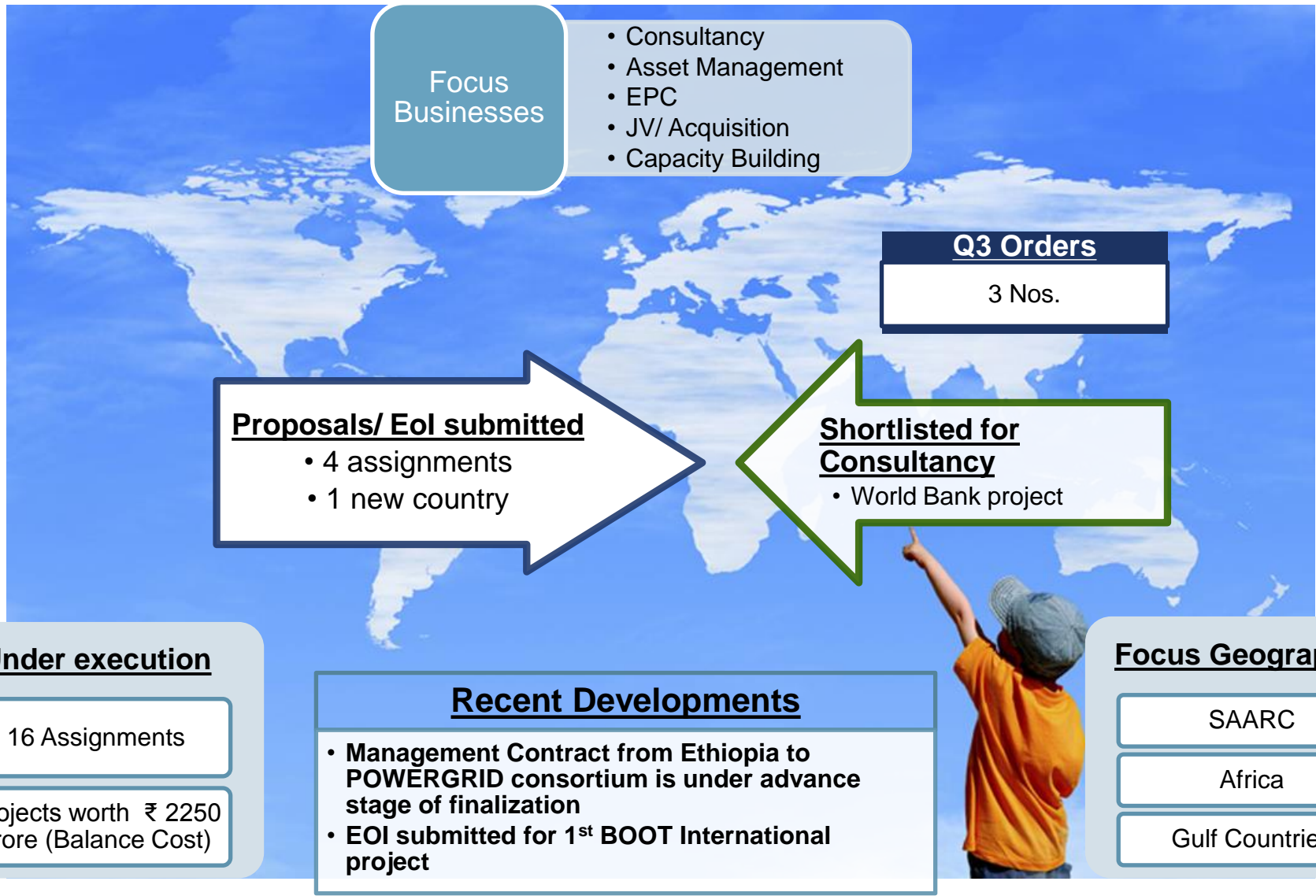
Offers/EoI under consideration

- 14 Assignments
- Projects worth ₹ 5,000 crore

Recent Developments

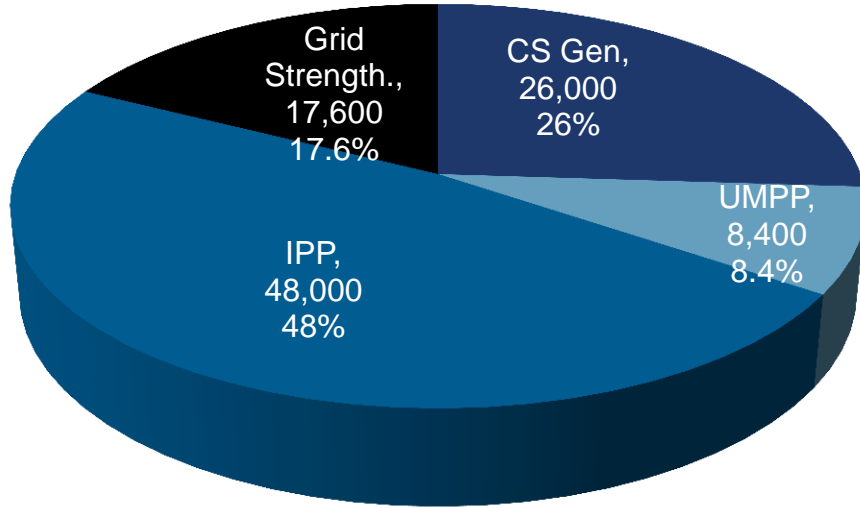
- 4 new orders received
- Order received, for O&M of more than 650km of transmission line, from North East Transmission Co. (NETC)

International Business

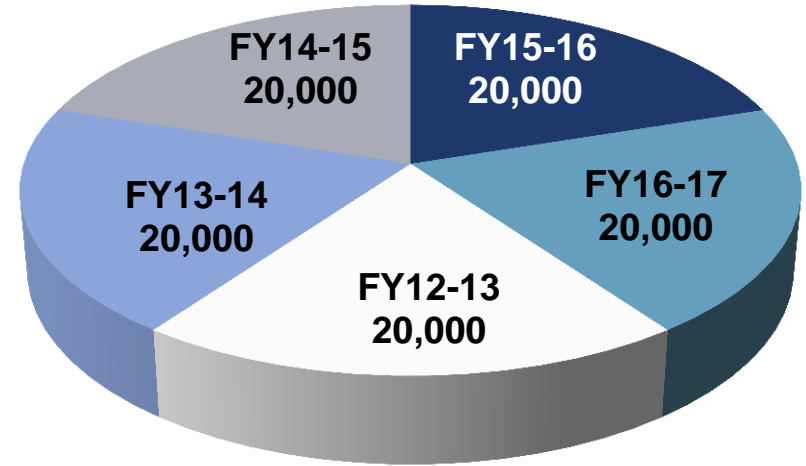


Investment Programme

(₹ in crore)



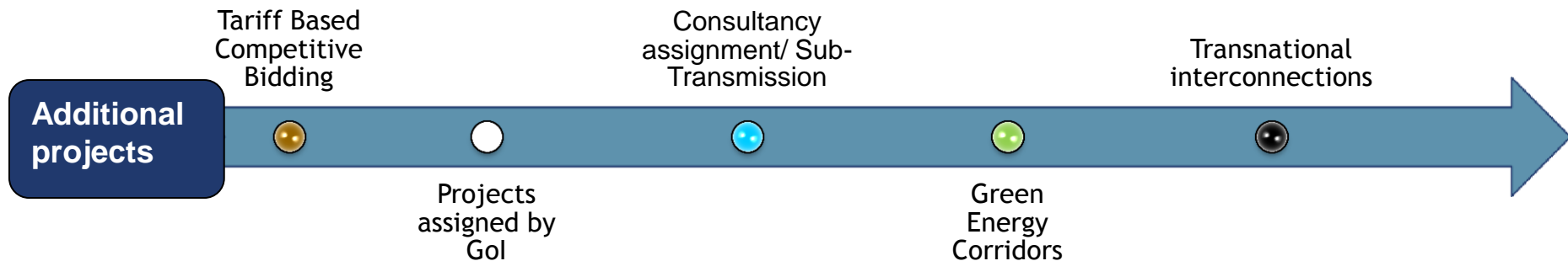
Projects/ Schemes



Capital Outlay

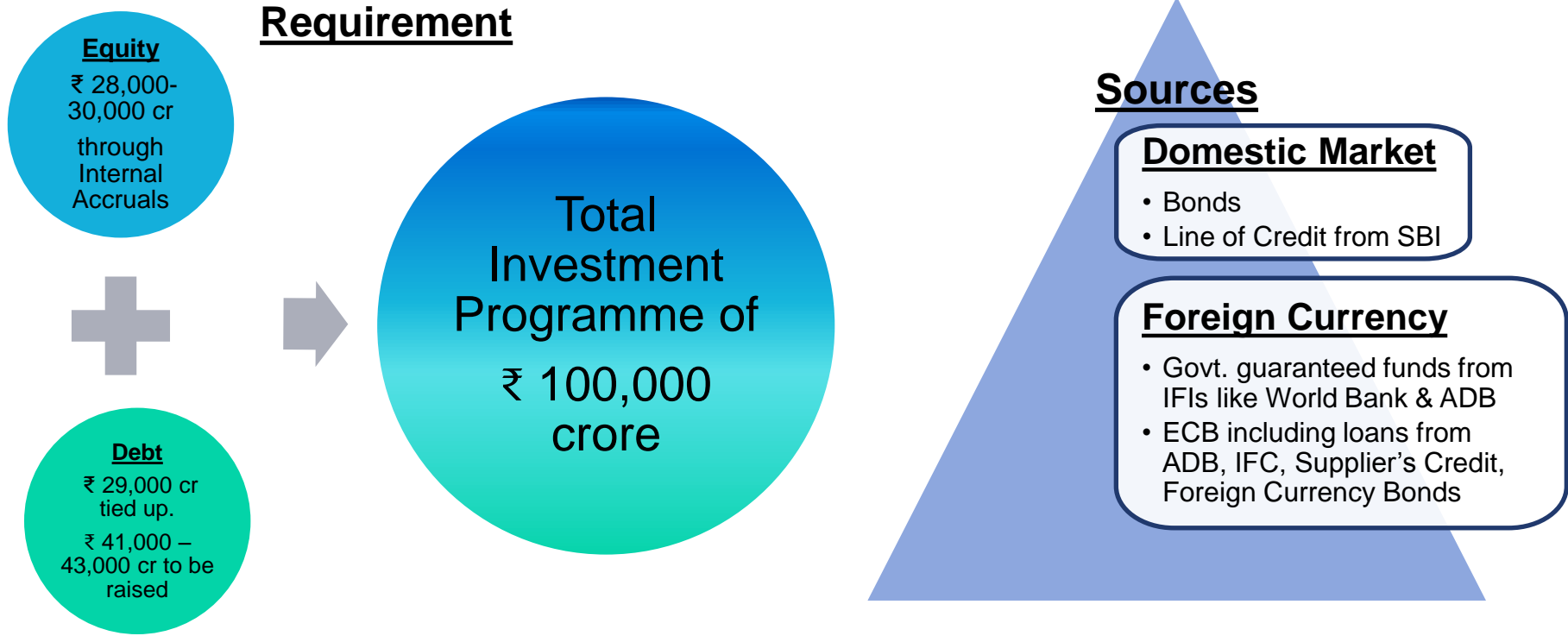
Investment Approved - ₹ 88,700 crore

Contracts awarded for Project Cost: ₹ 78,000 crore



Funding Programme

Investment planned in Debt-Equity ratio of 70:30



Mobilized during FY13

✓ **Bonds from Domestic Market: ₹ 6,850 crore**

- ₹ 4,000 crore @9.3% - Jul'12
- ₹ 2,850 crore @ 8.85 – Oct'12

✓ **ECB**

- US\$ 270 million from IFC
- US\$ 500 million from 10 year Foreign Currency Bonds

International Credit Rating

POWERGRID gets its International Credit Rating

Fitch POWERGRID Corporate **BBB - (Negative Outlook)**

POWERGRID Standalone Credit Profile **BBB**

S&P POWERGRID Corporate **BBB - (Negative Outlook)**

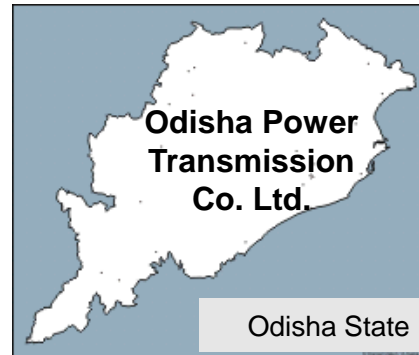
POWERGRID Standalone Credit Profile **BBB -**

Corporate Ratings consistent with GoI's sovereign rating

New Business Initiatives: JV with States




POWERGRID forms 50:50 JVs with States for intra-state works



**Kalinga Bidyut
Prasaran
Nigam Pvt. Ltd.**

Project Cost: ~ ₹ 2500 crore



**Bihar Grid
Company Ltd.**

Project Cost: ~ ₹ 6300 crore

New Business Initiatives: Updates



Energy Efficiency

- New EA and EM added to the existing pool of Qualified EA & EMs
- Conducted Audit for 9 establishments during Q3FY13
- New establishment for Auditing under progress
- Pursuing JV formation for Energy Service businesses



Distribution (Wire Business)

- Applied for Wire Business license for few Districts in Odisha

Thank You